



BERENBERG

Data as of 31. March 2026

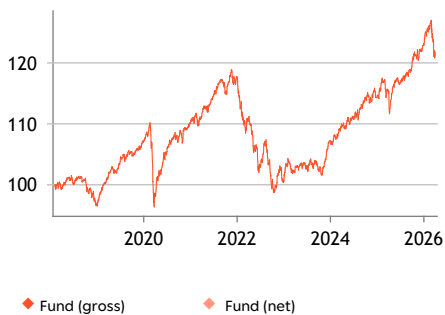
# Berenberg Sustainable Stiftung S D

Actively managed multi asset fund

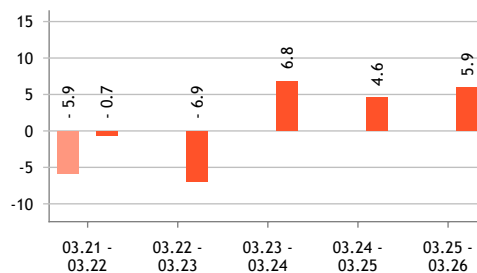
## Investment Strategy

The Berenberg Sustainable Stiftung is a conservative multi-asset fund considering foundation-specific aspects. The portfolio is broadly diversified in bonds, equities (max. 35%) and alternative investments (max. 10%). One condition for the selection of securities is the fulfilment of the Berenberg sustainability criteria. The investment ratios, the capital commitment period as well as the regional or/and sectoral allocation are actively managed and derived from macroeconomic, fundamental, and technical indicators. The investment strategy is implemented with a focus on Europe by using single stock investments and funds for specific investment themes. Derivatives may be used for hedging purposes. The fund has the following characteristics: continuously high dividend distributions - long-term investment horizon with tactical allocation management - comprehensive ESG approach with positive impact on environment and society. The fund is distribution-oriented, with distributions occurring semi-annually. Active approach, i.e. index weights have no influence on individual stock selection. Name of the fund until 31.03.2021: Berenberg 1590 Stiftung.

## Indexed Performance since inception (gross, in %)



## 12 months Performance (in %)



## Accumulated Performance (gross, in %)

Period	Accumulated Performance (gross, in %)
since inception (05.02.2018 - 31.03.2026)	21.82
since inception p.a.	2.45
YTD (01.01.2026 - 31.03.2026)	-1.09
1 Month (28.02.2026 - 31.03.2026)	-4.08
1 Year (31.03.2025 - 31.03.2026)	5.93
3 Years (31.03.2023 - 31.03.2026)	18.33
5 Years (31.03.2021 - 31.03.2026)	9.36

## Risk Figures since inception

Max. Drawdown since inception	-16.98 %
Max. Drawdown Period (Days)	1403
Volatility 3 Years	3.84 %
Sharpe Ratio 3 Years	0.78

The charts and tables on historical performance shown are based on our own calculations in accordance with the BVI method developed by German Investment Fund Association (for explanation see "Important notes"). **Information on past performance is not a reliable indicator of future performance.**

Sources: Berenberg, Capital Management Company

## Fund management comment

In March, the previously positive momentum in financial markets was abruptly reversed by the escalation of the Iran conflict. The widening of military hostilities triggered a broad-based flight from risk assets, resulting in widespread losses across nearly all asset classes. European and emerging market equities underperformed US equities due to their higher energy sensitivity. The S&P 500 declined by 5.0% over the month, while the MSCI Europe fell by 7.6% and the MSCI Emerging Markets by 13.0%. The sharp rise in oil prices fuelled inflation concerns and led to higher bond yields across the entire curve, with the move particularly pronounced at the short end. As a result, 10-year German Bund yields widened by 36 basis points (bps), while 2-year yields increased by 62 bps. The heightened risk aversion also fed through to the corporate bond market, where European investment-grade credit spreads widened by 13 bps. Gold failed to provide safe-haven protection in this environment, declining by nearly 10%. In contrast, the US dollar benefited from its safe-haven status, appreciating by approximately 2% against the euro.

Signatory of:



## Fund data

### Security Codes

ISIN DE000A2H7NJ4

WKN A2H7NJ

### Inception date

05.02.2018

### Fund manager

Oliver Brunner

Christian Saalfrank

### NAV per Share (31.03.2026)

EUR 51.51

### Fund size

EUR 140.96 million

### Share class volume

EUR 23.01 million

### Currency Fund / Share Class

EUR / EUR

### Appropriation of income

payout

### Last Distribution

EUR 0.80/17.02.2026

### End of financial year

31 December

### Management Company

Universal-Investment-Gesellschaft mbH

### Custodian

BNP Paribas S.A. Niederlassung Deutschland

### Asset Manager

Joh. Berenberg, Gossler & Co. KG

### Registration and Distribution

DE

### Cut-off/Settlement

daily/T+3

### Cut-off time

16:30 p.m.

### Overall Morningstar Rating™

not rated

## Sustainability

### SFDR Classification

Article 8

### Minimum share sustainable investments

50%

### ESG Elements

- ✓ Exclusion Criteria
- ✓ Controversies Screen
- ✓ Active Ownership
- ✓ Impact focused

# FUND FACTSHEET | Berenberg Sustainable Stiftung S D

## Allocation of the portfolio

(in % of fund assets)



## Top 5 positions

(in % of fund assets)

WISDOMTREE PHYSICAL SWISS GOLD	4.89
TWELVE CAT BOND FUND REG.SHS L	2.17
2.75% NTS EUROPEAN INVESTMENT	1.73
IRELAND 2031	0.99
3.494% BNP PARIBAS 33 VAR	0.96

## Additional fund information

### Issue Surcharge

up to 5.50 %

### Flat-rate fee

1.16 % p.a.

### Total Expense Ratio (TER)

1.17 %

### Performance fee

none

### Minimum investment

none

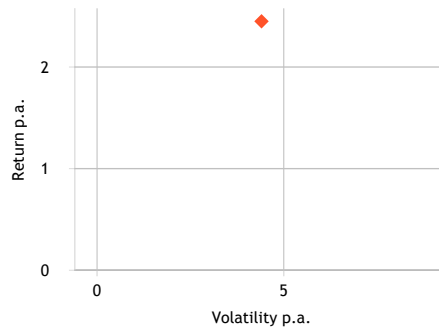
## Currency allocation

(in % of fund assets)

79.14	Euro
15.01	United States dollar
2.69	Pound sterling
1.69	Swiss franc
0.48	Norwegian krone
0.46	Swedish krona
0.39	Danish krone
0.14	Polish zloty

## Risk-return profile

(in %, since Inception)



◆ Fund (gross)

## Key figures

### Ø Coupon of the bonds

2.80%

### Ø Yield on bonds

3.58%

### Ø Rating of bonds

BBB+

### Duration in years

4.25

### Modified Duration

4.21

## Bonds

### Top 10 Country allocation

(in % of the bond assets)

17.60	Germany
16.41	France
15.13	Spain
12.06	Italy
5.01	Netherlands
3.90	Ireland
3.64	Finland
2.99	Austria
2.96	4C
2.74	Belgium

### Sector allocation

(in % of the bond assets)

36.55	Finance
31.65	Corporates
14.96	Close Government Bonds
10.02	Covered Bonds
6.81	Government Bonds

### Maturity structure

(in % of the bond assets)

25.98	up to 1 year
30.85	1 - 3 years
16.60	3 - 5 years
12.85	5 - 7 years
6.03	7 - 10 years
0.86	10 - 15 years
6.85	> 15 years

### Rating allocation

(in % of the bond assets)

14.92	AAA
5.18	AA
16.86	A
52.97	BBB
6.80	BB
1.17	B
2.10	NR

Sources: Berenberg, Capital Management Company  
As of: 31.03.2026

Shares

Top 10 Country allocation	(in % of share capital)	Sector allocation	(in % of share capital)
31.66	USA	21.46	Financials
19.89	Germany	19.41	Industrials
9.00	France	16.10	Health Care
8.63	United Kingdom	11.66	Information Technology
7.03	Spain	8.94	Materials
5.43	Switzerland	6.91	Utilities
4.90	Netherlands	6.07	Consumer Staples
4.89	Italy	4.74	Communication Services
2.95	Finland	3.76	Consumer Discretionary
1.53	Norway	0.97	Energy

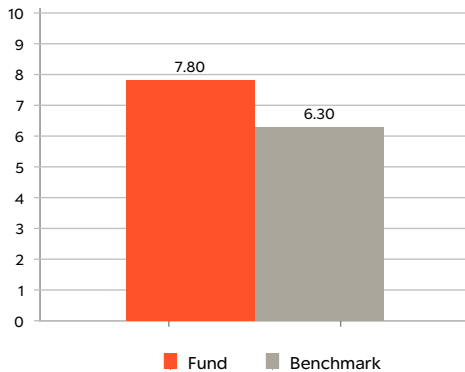
Sources: Berenberg, Capital Management Company  
As of: 31 March 2026

Consideration of ESG Elements

Identifying companies and business models that will be successful in the long term is the basis for good investment decisions. Environmental, Social and Governance (ESG) factors are key factors in decision making and are therefore integral components of the investment process.

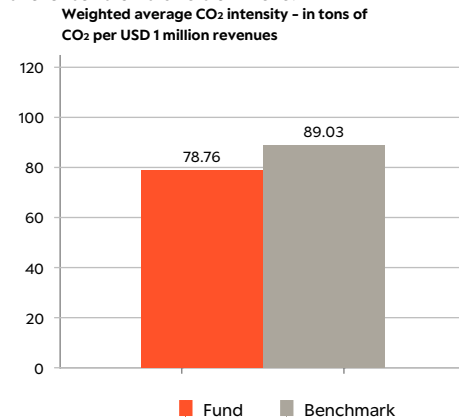
ESG Score

The data provider MSCI ESG uses an ESG score of 0 to 10 to assess the management of material ESG risks of portfolio holdings compared to competitors.



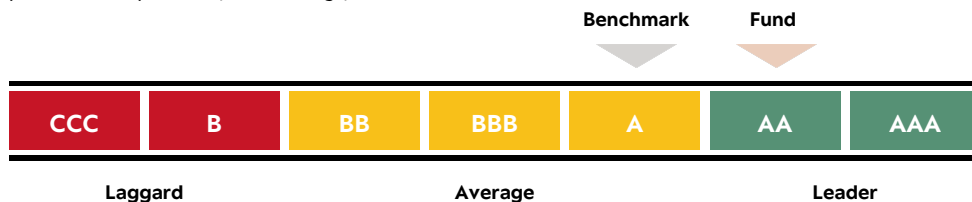
CO2 Intensity

The fund does not actively manage its carbon footprint, however, emissions data such as CO2 intensity are relevant parameters which can be used to assess the efficient management of a company and the extent of transition risks.



ESG Rating

The data provider MSCI ESG rates funds on a scale from "CCC" to "AAA". This ESG Fund Rating is based on an assessment of the portfolio companies in terms of their management of material ESG risks compared to competitors ("ESG Rating").



Glossary & Methodology

Active Ownership

The term "Active Ownership" encompasses all our activities where we, as an investor, attempt to positively influence a company's management of ESG aspects. This includes Engagement, i.e. direct dialogue with companies to discuss specific ESG objectives as well as proxy voting, i.e. our voting recommendations to our fund administrator, which then exercises the voting rights at general meetings.

CO2 Intensity

The CO2 Intensity (Scope 1 & 2 emissions) per company is multiplied by its portfolio weight (current value of the investment by current portfolio value) and summed up. This weighted average CO2 Intensity provides an indication of the portfolio's exposure to CO2-emission intensive companies.

ESG Score

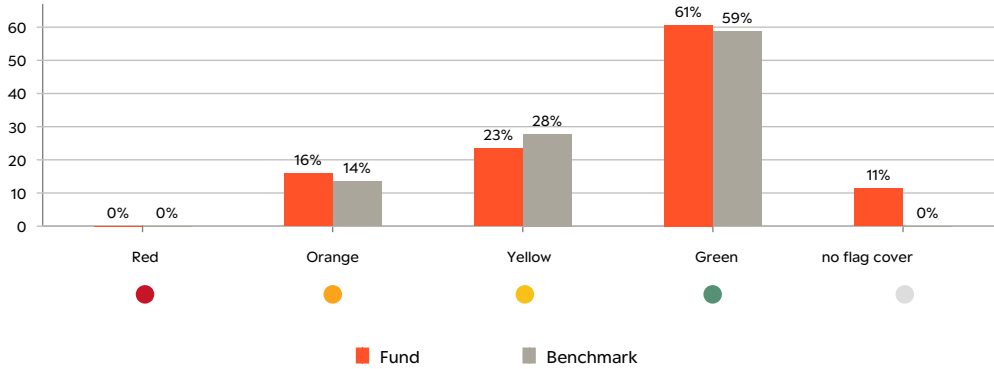
Using a score between 0 (lowest) and 10 (highest), MSCI ESG assesses the ability of portfolio holdings to identify and manage environmental, social and governance-related risks compared to peers. The ESG scores are assigned at the holding level and are aggregated at the portfolio level as the weighted average ESG Score.

ESG Rating

Using a scale from CCC to AAA, MSCI ESG assesses the ability of companies to identify and manage environmental, social and governance-related risks relative to their peers. The methodology is aggregated at the portfolio level and compared to the benchmark.

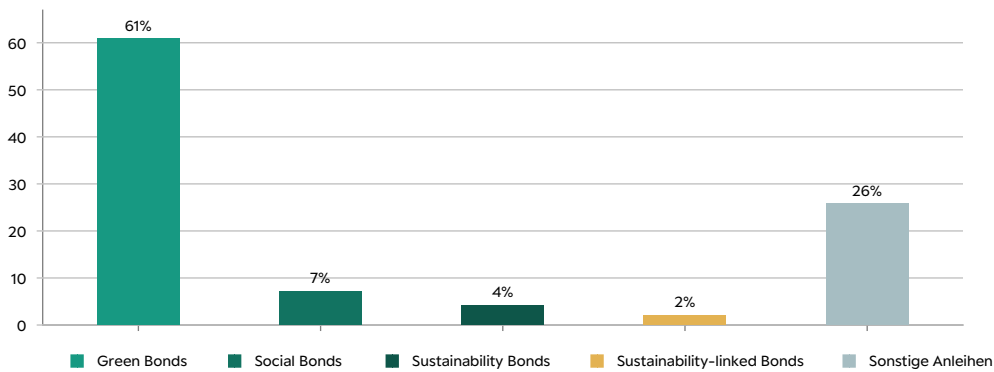
**ESG Controversies Screen**

Investments in the fund are monitored for ESG controversies and, with the help of MSCI ESG data, flagged according to their severity. Thereby, potential ESG risks of investments are identified. In the case of an orange flag (severe controversy), we enter into an active exchange with the company. In the case of a red flag (very severe controversy), the company is excluded.



**Impact-oriented bonds**

Among other things, the fund invests in Use-of-Proceed Bonds such as Green, Social and Sustainability Bonds, which are used to finance projects with as positive impact on the environment and/or society and which contribute to the Sustainable Development Goals (SDGs). The fund also invests in bonds whose interest rates are linked to the achievement of the issuer's sustainability targets (Sustainability-linked bonds). The graph depicts the proportions in % of the bond assets.



**Benchmark composition for ESG metrics:** 54.5% ICE BofA Euro Corporate Index (Bonds), 31.8% MSCI Europe Net Return (Equities), 13.6% MSCI USA Net Return (Equities)

Portfolio as of 31 Mar 2026. Source: MSCI ESG, own calculations and presentation. Certain information © 2023 MSCI ESG Research LLC. Reproduced by permission. Data coverage for fund and benchmark: graph "CO2-Intensity" (87.70%/96.60%), graph "ESG Rating" (Data Coverage ESG Rating Fund/87.91%), graph "ESG Trend" (91.36%/87.91%). Government bonds, alternative investments, liquidity and securities which are not covered by MSCI ESG are excluded from the calculation of the ESG metrics for the fund as well as the benchmark. The weights of the remaining fund and benchmark components are normalised to 100%.

**Impact**

For our funds with a "Positive Impact" focus, we identify the positive environmental and/or social added value that portfolio positions generate.

**ESG Controversies Screen**

MSCI ESG analyses controversial business practices from the five areas environment, human rights, labour rights & supply management, customers and governance. The controversies are rated according to their reputational risk as well as the operational handling by a flagging system. Green indicates no or weak controversies, yellow indicates moderate controversies, orange indicates severe controversies and red indicates very severe controversies.

**Opportunities:**

- Asset preservation, primarily achieved through interest income, but also through dividends and price gains
- Stabilization of assets in negative capital market phases through professional risk management and intelligent diversification
- Improvement of the risk/return profile through active management across all asset classes
- Promotion of sustainable management by taking sustainability criteria into account

**Risks**

- Moderate fluctuations in value due to interest rate risks and a low equity component
- Price losses possible in individual stock market years
- Currency losses due to exchange rate fluctuations
- Limited participation in positive performance of individual asset classes due to broad diversification and negative selection effects in the selection of individual securities and funds

Further details on the opportunities and risks of this fund can be found in the sales prospectus.

**Important notes:** This information is a marketing communication. It is intended exclusively for clients in the »professional clients« client category pursuant to section 67(2) of the WpHG and/or »eligible counterparties« pursuant to section 67(4) of the WpHG, and is not meant for retail clients. This information and references to issuers, financial instruments or financial products do not constitute an investment strategy recommendation pursuant to Article 3 (1) No. 34 Regulation (EU) No 596/2014 on market abuse (market abuse regulation) nor an investment recommendations pursuant to Article 3 (1) No. 35 Regulation (EU) No 596/2014, both provisions in connection with section 85 (1) of the German Securities Trading Act (WpHG). As a marketing communication this document does not meet all legal requirements to warrant the objectivity of investment recommendations and investment strategy recommendations and is not subject to the ban on trading prior to the publication of investment recommendations and investment strategy recommendations. This document is intended to give you an opportunity to form your own view of an investment. However, it does not replace a legal, tax or individual financial advice. Your investment objectives and your personal and financial circumstances were not taken into account. We therefore expressly point out that this information does not constitute individual investment advice. Any products or securities described may not be available for purchase in all countries or only in certain investor categories. This information may only be distributed within the framework of applicable law and in particular not to citizens of the USA or persons resident in the USA. The statements made herein have not been audited by any external party, particularly not by an independent auditing firm. Any future returns on fund investments may be subject to taxation, which depends on the personal situation of the investor and may change in the future. Returns on investments in foreign currencies may increase or decrease due to currency fluctuations. The purchase, holding, conversion or sale of a financial instrument, as well as the use or termination of an investment service, may give rise to costs that affect the expected income. In the case of investment funds, you should always make an investment decision on the basis of the sales documents (key information document, presentation of past performance, sales prospectus, current annual, if applicable, semi-annual report), which contain detailed information on the opportunities and risks of the relevant fund. An investment decision should be based on all characteristics of the fund and not just on the sustainability-related aspects. Sustainability related disclosures can be found at [www.berenberg.de/en/esg-investments](http://www.berenberg.de/en/esg-investments). In the case of securities for which a securities prospectus is available, investment decisions should always be made on the basis of the securities prospectus, which contains detailed information on the opportunities and risks of this financial instrument, otherwise at least on the basis of the product information document. A fund investment involves the purchase of shares in an investment fund, but not a specific underlying asset (e.g. shares in a company) held by that fund. The fund is subject to increased volatility as a result of its composition/the techniques used by Fund management; therefore, unit prices may increase or decrease significantly within short periods of time. All the aforementioned documents can be obtained from Joh. Berenberg, Gossler & Co. KG (Berenberg), Überseering 28, 22297 Hamburg, Germany, free of charge. The fund sales documents and the product information sheets for other securities are available via a download portal at the Internet address [productdocumentsuite.berenberg.de/en](http://productdocumentsuite.berenberg.de/en). The sales documents of the funds can also be requested from the respective investment management company. We will be pleased to provide you with the specific address details upon request. A summary of your investor rights in English can be found at Investor-rights (<https://www.universal-investment.com/en/Corporate/Compliance/investor-rights/>), (<https://www.universal-investment.com/en/Corporate/Compliance/investor-rights-Ull/>). In addition, we would like to point out that Universal-Investment may, in the case of funds for which it has made arrangements as management company for the distribution of fund units in other EU member states, decide to cancel these arrangements in accordance with Article 93a of Directive 2009/65/EC and Article 32a of Directive 2011/61/EU, i.e. in particular by making a blanket offer to repurchase or redeem all corresponding units held by investors in the relevant member state. The statements contained in this document are based either on own company sources or on publicly accessible third-party sources, and reflect the status of information as of the date of preparation of the presentation stated below. Subsequent changes cannot be taken into account in this document. The information given can become incorrect due to the passage of time and/or as a result of legal, political, economic or other changes. We do not assume responsibility to indicate such changes and/or to publish an updated document. Please refer to the online glossary at <https://www.berenberg.de/en/glossary/> for definitions of the technical terms used in this document.

**For investors in Brazil:** The shares in the fund may not be offered or sold to the public in Brazil. Accordingly, the shares in the fund have not been nor will be registered with the Brazilian Securities Commission - CVM nor have they been submitted to the foregoing agency for approval. Documents relating to the shares in the fund, as well as the information contained therein, may not be supplied to the public in Brazil, as the offering of shares in the fund is not a public offering of securities in Brazil, nor used in connection with any offer for subscription or sale of securities to the public in Brazil.

**Sector Allocation by GICS** The Global Industry Classification Standard ("GICS") was developed by and is the exclusive property and a service mark of MSCI Inc. ("MSCI") and Standard & Poor's, a division of the McGraw-Hill Companies, Inc. ("S&P") and is licensed for use by Joh. Berenberg, Gossler & Co. KG. Neither MSCI, S&P nor any third party involved in making or compiling the GICS or any GICS classifications makes any express or implied warranties or representations with respect to such standard or classification (or the results to be obtained by the use thereof), and all such parties hereby expressly disclaim all warranties of originality, accuracy, completeness, merchantability and fitness for a particular purpose with respect to any of such standard or classification. Without limiting any of the foregoing, in no event shall MSCI, S&P, any of their affiliates or any third party involved in making or compiling the GICS or any GICS classifications have any liability for any direct, indirect, special, punitive, consequential or any other damages (including lost profits) even if notified of the possibility of such damages.

**On MSCI ESG Research:** Certain information contained herein (the "Information") is sourced from/copyright of MSCI Inc., MSCI ESG Research LLC, or their affiliates ("MSCI"), or information providers (together the "MSCI Parties") and may have been used to calculate scores, signals, or other indicators. The Information is for internal use only and may not be reproduced or disseminated in whole or part without prior written permission. The Information may not be used for, nor does it constitute, an offer to buy or sell, or a promotion or recommendation of, any security, financial instrument or product, trading strategy, or index, nor should it be taken as an indication or guarantee of any future performance. Some funds may be based on or linked to MSCI indexes, and MSCI may be compensated based on the fund's assets under management or other measures. MSCI has established an information barrier between index research and certain Information. None of the Information in and of itself can be used to determine which securities to buy or sell or when to buy or sell them. The Information is provided "as is" and the user assumes the entire risk of any use it may make or permit to be made of the Information. No MSCI Party warrants or guarantees the originality, accuracy and/or completeness of the Information and each expressly disclaims all express or implied warranties. No MSCI Party shall have any liability for any errors or omissions in connection with any Information herein, or any liability for any direct, indirect, special, punitive, consequential or any other damages (including lost profits) even if notified of the possibility of such damages.

**Benchmark for ESG metrics:** Source ICE Data Indices, LLC ("ICE Data"), is used with permission. ICE Data, its affiliates and their respective third party suppliers disclaim any and all warranties and representations, express and/or implied, including any warranties of merchantability or fitness for a particular purpose or use, including the indices, index data and any data included in, related to, or derived therefrom. Neither ICE Data, its affiliates or their respective third party providers shall not be subject to any damages or liability with respect to the adequacy, accuracy, timeliness or completeness of the indices or the index data or any component thereof, and the indices and index data and all components thereof are provided on an "as is" basis and your use is at your own risk. ICE Data, its affiliates and their respective third party suppliers do not sponsor, endorse, or recommend ICE Indices and ICE Data, or any of its products or services. Certain information contained herein (the "Information") is sourced from/copyright of MSCI Inc., MSCI ESG Research LLC, or their affiliates ("MSCI"), or information providers (together the "MSCI Parties") and may have been used to calculate scores, signals, or other indicators. The Information is for internal use only and may not be reproduced or disseminated in whole or part without prior written permission. The Information may not be used for, nor does it constitute, an offer to buy or sell, or a promotion or recommendation of, any security, financial instrument or product, trading strategy, or index, nor should it be taken as an indication or guarantee of any future performance. Some funds may be based on or linked to MSCI indexes, and MSCI may be compensated based on the fund's assets under management or other measures. MSCI has established an information barrier between index research and certain Information. None of the Information in and of itself can be used to determine which securities to buy or sell or when to buy or sell them. The Information is provided "as is" and the user assumes the entire risk of any use it may make or permit to be made of the Information. No MSCI Party warrants or guarantees the originality, accuracy and/or completeness of the Information and each expressly disclaims all express or implied warranties. No MSCI Party shall have any liability for any errors or omissions in connection with any Information herein, or any liability for any direct, indirect, special, punitive, consequential or any other damages (including lost profits) even if notified of the possibility of such damages.  
<https://www.berenberg.de/en/legal-notice/license-notice/>  
<https://www.berenberg.de/rechtliche-hinweise/lizenzhinweise/>

**BVI method:** The charts and tables regarding performance shown here are based on own calculations according to the method developed by the German Investment Funds Association (BVI). They illustrate past performance. Future performance can deviate both positively and negatively from these calculations. Gross performance (BVI method) takes into account all charges at fund level (e.g. management fee), net performance plus the issue surcharge. Additional charges can arise for individual investors (e.g. custody account fees, commissions and other fees). Model calculation (net): An investor wants to purchase fund units for EUR 1,000 Euro. Considering a max 5.50. issue surcharge of 5.50 he has to pay EUR 55.00 Euro for the purchase. Also, fees may be charged for the administration of the safe custody account, which will lower the performance. Past performance is not a reliable indicator of future performance.

**SFDR:** SFDR is short for "Sustainable Finance Disclosure Regulation". Under the SFDR, financial products must disclose information on how sustainability is taken into account, with the disclosure requirements varying depending on the type of consideration (Article 6, Article 8 or Article 9 SFDR).

**Berenberg**

Joh. Berenberg, Gossler & Co. KG  
 Überseering 28  
 22297 Hamburg  
 Deutschland

phone: +49 69 91 30 90-598  
 isabell.silverio@berenberg.de  
 www.berenberg.de