



**BERENBERG**  
PRIVATBANKIERS SEIT 1590

## FUND

Data as of 28.03.2024

# Berenberg Euro Bonds M A

Actively managed fixed income fund

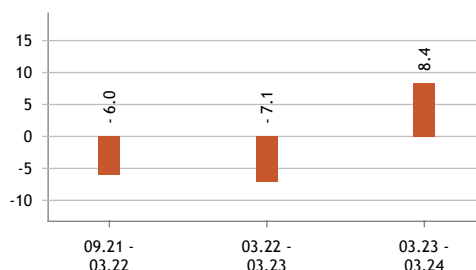
## Investment Strategy

The Berenberg Euro Bonds consists primarily of fixed and floating rate bonds from investment-grade issuers. The portfolio management invests worldwide with a focus on Europe. In addition to government bonds and covered bonds, investments are also made in corporate and financial bonds. The investment ratio depends on the relative attractiveness of the bond segments, but should be at least 80%. As a rule, there is an active duration management. Active approach, i.e. index weights have no influence on individual stock selection.

## Indexed Performance since inception (gross, in %)



## 12 months Performance (in %)



## Accumulated Performance (gross, in %)

since inception	(01.09.2021 - 28.03.2024)	-5.32
since inception p.a.		-2.10
YTD	(01.01.2024 - 28.03.2024)	1.35
1 Month	(28.02.2024 - 28.03.2024)	1.57
1 Year	(28.03.2023 - 28.03.2024)	8.43

## Risk Figures since inception

Max. Drawdown since inception	-16.12 %
Max. Drawdown Period (Days)	938
Volatility 1 Year	3.41 %
Sharpe Ratio 1 Year	1.34

The charts and tables on historical performance shown are based on our own calculations in accordance with the BVI method developed by German Investment Fund Association (for explanation see "Notes"). **Information on past performance is not a reliable indicator of future performance.**

Sources: Berenberg, Capital Management Company

## Fund management comment

The continued moderate decline in inflation and core inflation in the eurozone leads the monetary authorities and the market to believe that the inflation rate could approach the 2% mark in the medium term. The ECB decided not to raise interest rates at its last meeting. However, the market continues to expect an initial rate cut in June and up to three further rate cuts over the course of the year. The yield on 10-year German government bonds traded volatile and was quoted at 2.30% towards the end of the month, 11 bp lower than in the previous month. Companies from the industrial and banking sectors reported positive earnings, which led to further spread tightening of IG corporate bonds by 8 bp. The broad high-yield segment, on the other hand, saw spreads widen by 12 bp due to bond price declining based on several downgrades of an idiosyncratic nature. Positive flows into euro-denominated corporate bond funds are providing a technical tailwind for the markets. Year-to-date fund flows into HY are already almost twice as high as in the entirety of last year.

## Fund data

### Security Codes

ISIN DE000A2QSG97

WKN A2QSG9

### Inception date

01.09.2021

### Fund manager

Christian Bettinger

Felix Stern

Maria Ziolkowski

### NAV per Share (28.03.2024)

EUR 94.68

### Fund size

EUR 222.16 million

### Share class volume

EUR 14.82 million

### Fund currency

Euro

### Appropriation of income

accumulation

### End of financial year

31 December

### Management Company

Universal-Investment-Gesellschaft mbH

### Custodian

BNP Paribas S.A. Niederlassung Deutschland

### Asset Manager

Joh. Berenberg, Gossler & Co. KG

### Registration and Distribution

AT, DE

### Cut-off/Settlement

daily

### Cut-off time

16:30 p.m.

### Overall Morningstar Rating™

not rated

## Sustainability

### Article 8 Funds

SFDR Classification (Sustainable Finance Disclosure Regulation)

### ESG Elements\*

- ✓ Exclusion Criteria
- ✓ Controversies Screen
- ✓ Active Ownership
- Impact focused

\*Valid for individual security investments


Signatory of:





## Allocation of the portfolio

(in % of fund assets)



## Currency allocation

(in % of fund assets)



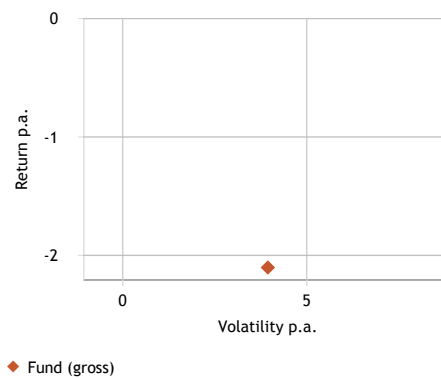
## Top 10 positions

(in % of fund assets)

BANKIA S.A .Pfe. v.06(2036)	1.47
Credit Agricole Cariparma MTN	1.39
ICCREA Banca - Ist.C.d.Cred.C.	1.38
Arkéa Home Loans SFH S.A. EO-M	1.38
Clydesdale Bank PLC EO-Med.-Te	1.38
BPCE SFH - SOCIETE DE F 3.125	1.37
KEB Hana Bank EO-Cov.Med.-Term	1.36
Bco Santander Totta 28 3.375%	1.36
Cajamar Caja Rural, S.C.Créd.	1.35
Vseobecna úverová Banka AS EO-	1.35

## Risk-return profile

(in %, since Inception)



## Additional fund information

## Issue Surcharge

none

## Flat-rate fee

0.55 % p.a.

## Total Expense Ratio (TER)

0.53 %

## Performance fee

none

## Minimum investment

EUR 500,000

## Key figures

## Ø Coupon of the bonds

4.31

## Ø Yield on bonds

4.48%

## Ø Rating of bonds

A-

## Duration in years

5.07

## Modified Duration

5.07

## Number of bonds

125

## Bonds

## Top 10 Country allocation

(in % of the bond assets)

11.98	Germany
10.98	France
7.36	Spain
6.12	Austria
5.99	Italy
5.77	Australia
5.46	Netherlands
5.10	United Kingdom
4.07	Luxembourg
3.08	Ireland

## Sector allocation

(in % of the bond assets)

38.72	Financials
27.43	Covered Bonds
23.37	Corporates
7.85	Close Government Bonds
2.63	Government Bonds

## Maturity structure

(in % of the bond assets)

4.99	up to 1 year
16.27	1 - 3 years
26.77	3 - 5 years
14.49	5 - 7 years
22.18	7 - 10 years
15.30	> 10 years

## Rating allocation

(in % of the bond assets)

14.85	AAA
17.92	AA
11.42	A
47.01	BBB
6.57	BB
2.20	B
0.04	NR

Sources: Berenberg, Capital Management Company  
As of: 28.03.2024



### Opportunities

- Asset preservation, primarily achieved through interest income
- Stabilization of assets in negative capital market phases through professional risk management and intelligent diversification
- Improvement of the risk/return profile through active management across all bond segments

### Risks

- Fluctuations in value due to interest rate risks
- Price losses possible in individual stock market years
- Currency losses due to exchange rate fluctuations
- Limited participation in positive performance of individual bond segments due to broad diversification and negative selection effects in individual security and fund selection

Further details on the opportunities and risks of this fund can be found in the sales prospectus.

### Important notes:

This information is a marketing communication. It is intended exclusively for clients in the "professional clients" client category pursuant to section 67(2) of the WpHG and/or "eligible counterparties" pursuant to section 67(4) of the WpHG, and is not meant for private clients. This information and references to issuers, financial instruments or financial products do not constitute an investment strategy recommendation pursuant to Article 3 (1) No. 34 Regulation (EU) No 596/2014 on market abuse (market abuse regulation) nor an investment recommendations pursuant to Article 3 (1) No. 35 Regulation (EU) No 596/2014, both provisions in connection with section 85 (1) of the German Securities Trading Act (WpHG). As a marketing communication this document does not meet all legal requirements to warrant the objectivity of investment recommendations and investment strategy recommendations and is not subject to the ban on trading prior to the publication of investment recommendations and investment strategy recommendations. This document is intended to give you an opportunity to form your own view of an investment. However, it does not replace a legal, tax or individual financial advice. Your investment objectives and your personal and financial circumstances were not taken into account. We therefore expressly point out that this information does not constitute individual investment advice. Any products or securities described may not be available for purchase in all countries or only in certain investor categories. This information may only be distributed within the framework of applicable law and in particular not to citizens of the USA or persons resident in the USA. The statements made herein have not been audited by any external party, particularly not by an independent auditing firm. Any future returns on fund investments may be subject to taxation, which depends on the personal situation of the investor and may change in the future. Returns on investments in foreign currencies may increase or decrease due to currency fluctuations. The purchase, holding, conversion or sale of a financial instrument, as well as the use or termination of an investment service, may give rise to costs that affect the expected income. In the case of investment funds, you should always make an investment decision on the basis of the sales documents (key investor document, presentation of past performance, sales prospectus, current annual, if applicable, semi-annual report), which contain detailed information on the opportunities and risks of the relevant fund. In the case of securities for which a securities prospectus is available, investment decisions should always be made on the basis of the securities prospectus, which contains detailed information on the opportunities and risks of this financial instrument, otherwise at least on the basis of the product information document. An investment decision should be based on all characteristics of the fund and not just on the sustainability-related aspects. All the aforementioned documents can be obtained from Joh. Berenberg, Gossler & Co. KG (Berenberg), Neuer Jungfernstieg 20, 20354 Hamburg, Germany, free of charge. The fund sales documents and the product information sheets for other securities are available via a download portal using the password »berenberg« at the Internet address <https://docman.vwd.com/portal/berenberg/index.html>. The sales documents of the funds can also be requested from the respective investment management company. We will be pleased to provide you with the specific address details upon request. A fund investment involves the purchase of shares in an investment fund, but not a specific underlying asset (e.g. shares in a company) held by that fund. The statements contained in this document are based either on own company sources or on publicly accessible third-party sources, and reflect the status of information as of the date of preparation of the presentation stated below. Subsequent changes cannot be taken into account in this document. The information given can become incorrect due to the passage of time and/or as a result of legal, political, economic or other changes. We do not assume responsibility to indicate such changes and/or to publish an updated document. Please refer to the online glossary at [www.berenberg.de/glossar](http://www.berenberg.de/glossar) for definitions of the technical terms used in this document.



**Sector Allocation by GICS** Sector distribution by GICS: The Global Industry Classification Standard ("GICS") was developed by and is the exclusive property and a service mark of MSCI Inc. ("MSCI") and Standard & Poor's, a division of the McGraw-Hill Companies, Inc. ("S&P") and is licensed for use by Joh. Berenberg, Gossler & Co. KG. Neither MSCI, S&P nor any third party involved in making or compiling the GICS or any GICS classifications makes any express or implied warranties or representations with respect to such standard or classification (or the results to be obtained by the use thereof), and all such parties hereby expressly disclaim all warranties of originality, accuracy, completeness, merchantability and fitness for a particular purpose with respect to any of such standard or classification. Without limiting any of the foregoing, in no event shall MSCI, S&P, any of their affiliates or any third party involved in making or compiling the GICS or any GICS classifications have any liability for any direct, indirect, special, punitive, consequential or any other damages (including lost profits) even if notified of the possibility of such damages.

**BVI method:** The charts and tables regarding performance shown here are based on own calculations according to the method developed by the German Investment Funds Association (BVI). They illustrate past performance. Future performance can deviate both positively and negatively from these calculations. Gross performance (BVI method) takes into account all charges at fund level (e.g. management fee), net performance plus the issue surcharge. As no issue surcharge is incurred for this share class the gross performance corresponds to the net performance. Additional charges can arise for individual investors (e.g. custody account fees, commissions and other fees). Also, fees may be charged for the administration of the safe custody account, which will lower the performance. Past performance is not a reliable indicator of future performance.

**Berenberg**

Joh. Berenberg, Gossler & Co. KG  
Neuer Jungfernstieg 20  
20354 Hamburg  
Deutschland

phone: +49 69 91 30 90-598  
isabell.silverio@berenberg.de  
www.berenberg.de