



BERENBERG

Data as of 30. December 2025

Berenberg Euro Target 2028 R D

Euro term fund

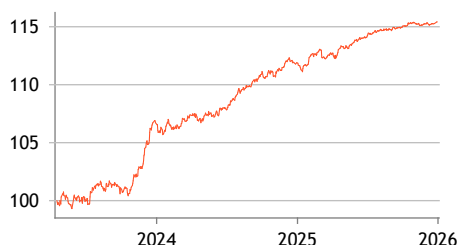
Investment Strategy

Berenberg Euro Target 2028 is a fund investing in a broadly diversified portfolio of fixed-income securities, predominantly maturing in 2028. For this purpose, the fund invests primarily in EUR-denominated bonds. Foreign currency risks are hedged. The bonds are selected taking into account fundamental aspects as well as risk/return and sustainability-related criteria. Most of the issuers have an investment grade rating. The strategy pursues a buy-and-maintain approach combined with ongoing risk management.

• The investment horizon is until 30/06/2028.

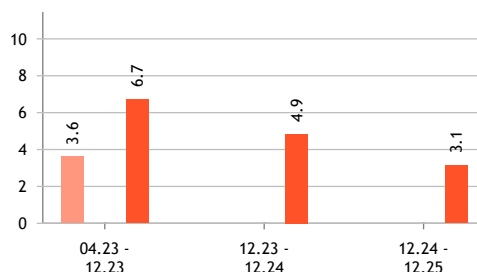
• Redemptions before maturity is possible at any time. A redemption fee of 0.5% will be charged. This is added to fund assets to protect existing investors.

Indexed Performance since inception (gross, in %)



◆ Fund (gross) ◆ Fund (net)

12 months Performance (in %)



Accumulated Performance (gross, in %)

since inception	(17.04.2023 - 30.12.2025)	15.42
since inception p.a.		5.44
YTD	(01.01.2025 - 30.12.2025)	3.14
1 Month	(30.11.2025 - 30.12.2025)	0.14
1 Year	(30.12.2024 - 30.12.2025)	3.14

Risk Figures since inception

Max. Drawdown since inception	-1.43 %
Max. Drawdown Period (Days)	69
Volatility 1 Year	1.35 %
Sharpe Ratio 1 Year	0.83

The charts and tables on historical performance shown are based on our own calculations in accordance with the BVI method developed by German Investment Fund Association (for explanation see "Important notes"). **Information on past performance is not a reliable indicator of future performance.**

Sources: Berenberg, Capital Management Company

Fund management comment

In December 2025, risk-free interest rates in Europe and the US continued to rise. At the end of the year, 3-year German government bonds yielded 2.20%, up 12 basis points compared with the end of November. One driver was the Bank of Japan, which reaffirmed its restrictive policy. After years of low domestic interest rates, the previously strong outflow of capital from Japanese investors abroad could now decline in part, leading to rising yields on international bond markets. The US Federal Reserve, on the other hand, lowered its key interest rate by 25 basis points. However, long-term interest rates rose in view of persistently high inflation and increasing government debt. European credit markets remained robust, and risk premiums in the investment grade segment with 3-5 year maturities tightened by 4 basis points. The volume of new issues declined significantly due to seasonal factors.

Fund data

Security Codes

ISIN DE000A3D06G2

WKN A3D06G

Inception date

17.04.2023

Fund manager

Maria Ziolkowski

Andre Meyer-Wehmann

NAV per Share (30.12.2025)

EUR 110.08

Fund size

EUR 31.01 million

Share class volume

EUR 12.31 million

Currency Fund / Share Class

EUR / EUR

Appropriation of income

payout

Last Distribution

EUR 3.13/17.02.2025

End of financial year

31 December

Management Company

Universal-Investment-Gesellschaft mbH

Custodian

BNP Paribas S.A. Niederlassung Deutschland

Asset Manager

Joh. Berenberg, Gossler & Co. KG

Registration and Distribution

DE

Cut-off/Settlement

daily/T+2

Cut-off time

12:00 p.m.

Overall Morningstar Rating™

not rated

Sustainability

Article 8 Funds

SFDR Classification (Sustainable, Finance Disclosure Regulation)

ESG Elements

- ✓ Exclusion Criteria
- ✓ Controversies Screen
- Active Ownership
- Impact focused

Signatory of:



FUND FACTSHEET | Berenberg Euro Target 2028 R D

Allocation of the portfolio

(in % of fund assets)



Top 5 positions

(in % of fund assets)

NIBC BANK N.V. EO-MEDIUM-TERM	1.40
FORD MOTOR CREDIT CO. LLC V.23	1.38
TDF INFRASTRUCTURE SAS REG.S.	1.36
ALD S.A. REG.S. V.23(2028)	1.36
LANDSBANKINN HF. EO-MEDIUM-TER	1.35

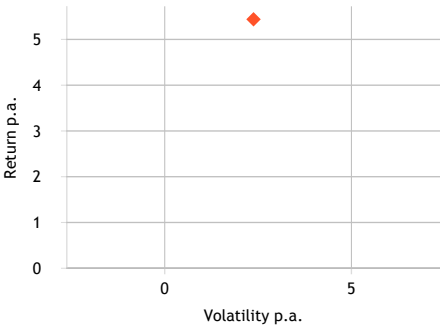
Currency allocation

(in % of fund assets)



Risk-return profile

(in %, since Inception)



Bonds

Top 10 Country allocation

(in % of the bond assets)

16.19	France
11.88	Netherlands
11.47	Germany
9.16	USA
6.84	Luxembourg
5.69	Sweden
4.32	Belgium
3.77	Iceland
3.75	Italy
3.41	Denmark

Sector allocation

(in % of the bond assets)

56.60	Corporates
39.54	Financials
1.96	Government Bonds
1.28	Covered Bonds
0.62	Close Government Bonds

Maturity structure

(in % of the bond assets)

2.37	up to 1 year
97.63	1 - 3 years

Rating allocation

(in % of the bond assets)

0.94	AA+
0.34	AA
1.02	AA-
6.40	A+
7.27	A
17.20	A-
11.50	BBB+
15.72	BBB
23.37	BBB-
7.73	BB+

Sources: Berenberg, Capital Management Company
As of: 30.12.2025

Additional fund information

Issue Surcharge

up to 3.00 %

Flat-rate fee

0.95 % p.a.

Total Expense Ratio (TER)

0.99 %

Performance fee

none

Minimum investment

none

Key figures

Ø Coupon of the bonds

3.67

Ø Yield on bonds

2.97

Ø Rating of bonds

BBB

Duration in years

2.25

Modified Duration

2.18

Number of bonds

116

Opportunities:

- Broadly diversified EUR bond portfolio with calculable return opportunities.
- 100% repayment of bonds is targeted.
- Annual distribution of income through the collection of interest coupons.
- Added value through active management and individual fundamental analysis.
- The aim is to generate an attractive return in line with the market environment.

Risks

- Price fluctuations due to changes in market interest rates are possible
- Temporary price declines due to credit rating downgrades are possible
- The strategy invests in high yield bonds that have a lower credit rating
- Investors may not get back all of their invested money
- There is no guarantee that the return target will be achieved

Further details on the opportunities and risks of this fund can be found in the sales prospectus.

Important notes: This information is a marketing communication. This information and references to issuers, financial instruments or financial products do not constitute an investment strategy recommendation pursuant to Article 3 (1) No. 34 Regulation (EU) No 596/2014 on market abuse (market abuse regulation) nor an investment recommendations pursuant to Article 3 (1) No. 35 Regulation (EU) No 596/2014, both provisions in connection with section 85 (1) of the German Securities Trading Act (WpHG). As a marketing communication this document does not meet all legal requirements to warrant the objectivity of investment recommendations and investment strategy recommendations and is not subject to the ban on trading prior to the publication of investment recommendations and investment strategy recommendations. This document is intended to give you an opportunity to form your own view of an investment. However, it does not replace a legal, tax or individual financial advice. Your investment objectives and your personal and financial circumstances were not taken into account. We therefore expressly point out that this information does not constitute individual investment advice. Any products or securities described may not be available for purchase in all countries or only in certain investor categories. This information may only be distributed within the framework of applicable law and in particular not to citizens of the USA or persons resident in the USA. The statements made herein have not been audited by any external party, particularly not by an independent auditing firm. Any future returns on fund investments may be subject to taxation, which depends on the personal situation of the investor and may change in the future. Returns on investments in foreign currencies may increase or decrease due to currency fluctuations. The purchase, holding, conversion or sale of a financial instrument, as well as the use or termination of an investment service, may give rise to costs that affect the expected income. In the case of investment funds, you should always make an investment decision on the basis of the sales documents (key information document, presentation of past performance, sales prospectus, current annual, if applicable, semi-annual report), which contain detailed information on the opportunities and risks of the relevant fund. An investment decision should be based on all characteristics of the fund and not just on the sustainability-related aspects. Sustainability related disclosures can be found at www.berenberg.de/en/esg-investments. In the case of securities for which a securities prospectus is available, investment decisions should always be made on the basis of the securities prospectus, which contains detailed information on the opportunities and risks of this financial instrument, otherwise at least on the basis of the product information document. A fund investment involves the purchase of shares in an investment fund, but not a specific underlying asset (e.g. shares in a company) held by that fund. The fund is subject to increased volatility as a result of its composition/the techniques used by Fund management; therefore, unit prices may increase or decrease significantly within short periods of time. All the aforementioned documents can be obtained from Joh. Berenberg, Gossler & Co. KG (Berenberg), Überseering 28, 22297 Hamburg, Germany, free of charge. The fund sales documents and the product information sheets for other securities are available via a download portal at the Internet address productdocumentsuite.berenberg.de/en. The sales documents of the funds can also be requested from the respective investment management company. We will be pleased to provide you with the specific address details upon request. A summary of your investor rights in English can be found at Investor-rights (<https://www.universal-investment.com/en/Corporate/Compliance/investor-rights-UII/>). In addition, we would like to point out that Universal-Investment may, in the case of funds for which it has made arrangements as management company for the distribution of fund units in other EU member states, decide to cancel these arrangements in accordance with Article 93a of Directive 2009/65/EC and Article 32a of Directive 2011/61/EU, i.e. in particular by making a blanket offer to repurchase or redeem all corresponding units held by investors in the relevant member state. The statements contained in this document are based either on own company sources or on publicly accessible third-party sources, and reflect the status of information as of the date of preparation of the presentation stated below. Subsequent changes cannot be taken into account in this document. The information given can become incorrect due to the passage of time and/or as a result of legal, political, economic or other changes. We do not assume responsibility to indicate such changes and/or to publish an updated document. Please refer to the online glossary at <https://www.berenberg.de/en/glossary/> for definitions of the technical terms used in this document.

For investors in Brazil: The shares in the fund may not be offered or sold to the public in Brazil. Accordingly, the shares in the fund have not been nor will be registered with the Brazilian Securities Commission - CVM nor have they been submitted to the foregoing agency for approval. Documents relating to the shares in the fund, as well as the information contained therein, may not be supplied to the public in Brazil, as the offering of shares in the fund is not a public offering of securities in Brazil, nor used in connection with any offer for subscription or sale of securities to the public in Brazil.

Sector Allocation by GICS The Global Industry Classification Standard ("GICS") was developed by and is the exclusive property and a service mark of MSCI Inc. ("MSCI") and Standard & Poor's, a division of the McGraw-Hill Companies, Inc. ("S&P") and is licensed for use by Joh. Berenberg, Gossler & Co. KG. Neither MSCI, S&P nor any third party involved in making or compiling the GICS or any GICS classifications makes any express or implied warranties or representations with respect to such standard or classification (or the results to be obtained by the use thereof), and all such parties hereby expressly disclaim all warranties of originality, accuracy, completeness, merchantability and fitness for a particular purpose with respect to any of such standard or classification. Without limiting any of the foregoing, in no event shall MSCI, S&P, any of their affiliates or any third party involved in making or compiling the GICS or any GICS classifications have any liability for any direct, indirect, special, punitive, consequential or any other damages (including lost profits) even if notified of the possibility of such damages.

BVI method: The charts and tables regarding performance shown here are based on own calculations according to the method developed by the German Investment Funds Association (BVI). They illustrate past performance. Future performance can deviate both positively and negatively from these calculations. Gross performance (BVI method) takes into account all charges at fund level (e.g. management fee), net performance plus the issue surcharge. Additional charges can arise for individual investors (e.g. custody account fees, commissions and other fees). Model calculation (net): An investor wants to purchase fund units for EUR 1,000 Euro. Considering a max 3.00. issue surcharge of 3.00 he has to pay EUR 30.00 Euro for the purchase. Also, fees may be charged for the administration of the safe custody account, which will lower the performance. Past performance is not a reliable indicator of future performance.

Berenberg

Joh. Berenberg, Gossler & Co. KG
Überseering 28
22297 Hamburg
Deutschland

phone: +49 40 350 60-222
yannick.lahmann@berenberg.de
www.berenberg.de