



BERENBERG

Data as of 31. March 2026

Berenberg Guardian I A

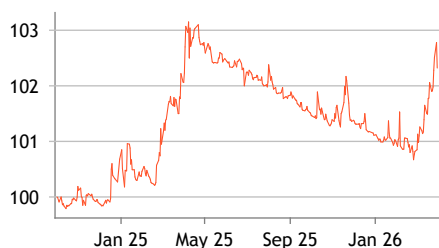
Actively managed multi-asset fund

Investment Strategy

The Berenberg Gurdian is an actively managed absolute return fund. It is aimed at investors seeking return opportunities through interest income, hedging and tactical opportunities, particularly in falling markets. In this way, the fund aims to help investors diversify their equity investments.

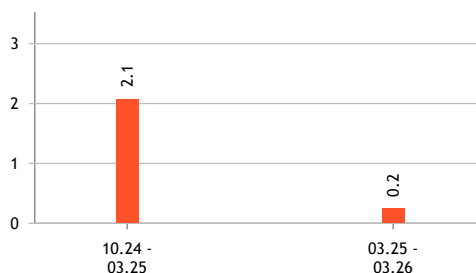
The fund combines fundamental and macroeconomic analysis with quantitative models in a discretionary investment approach. The strategy aims to deliver positive returns with low draw-downs and volatility over 12-month periods, a negative correlation to falling equity markets and a low correlation to "normal" equity markets. These objectives meet the needs of investors seeking steady returns, protection during market downturns and the potential for gains when opportunities arise.

Indexed Performance since inception (gross, in %)



◆ Fund (gross)

12 months Performance (in %)



Accumulated Performance (gross, in %)

| | | |
|----------------------|---------------------------|------|
| since inception | (01.10.2024 - 31.03.2026) | 2.32 |
| since inception p.a. | | 1.55 |
| YTD | (01.01.2026 - 31.03.2026) | 1.20 |
| 1 Month | (28.02.2026 - 31.03.2026) | 1.49 |
| 1 Year | (31.03.2025 - 31.03.2026) | 0.24 |

Risk Figures since inception

| | |
|-------------------------------|---------|
| Max. Drawdown since inception | -2.40 % |
| Max. Drawdown Period (Days) | 357 |
| Volatility 1 Year | 2.23 % |

The charts and tables on historical performance shown are based on our own calculations in accordance with the BVI method developed by German Investment Fund Association (for explanation see "Important notes"). **Information on past performance is not a reliable indicator of future performance.**

Sources: Berenberg, Capital Management Company

Fund management comment

March was largely shaped by the escalation in the Middle East and the de facto closure of the Strait of Hormuz. Since approximately 20% of the global oil supply passes through the strait, the price of oil rose by over 60%. As a result, inflation concerns increased significantly worldwide, and the market priced out in interest rate cuts in the US and priced in hikes in Europe. In particular, capital markets in Europe—which is dependent on energy imports—suffered from the sudden supply shortage. Yields on 10-year German government bonds rose by more than 34 basis points, while the Euro Stoxx 50 lost around 10% over the course of the month. In the U.S., the reaction in bond markets was similar, while stock markets proved surprisingly resilient. The S&P 500 recorded a decline of just 5% in March compared to the previous month, with a realized 30-day volatility of 17%. However, the VIX reached the 30-point mark for the first time since "Liberation Day" a year ago. The options markets thus priced higher volatility going forward. In this volatile environment, the Berenberg Guardian gained approximately 1.5% and was able to realize a large portion of its option premia. This brings the return since the beginning of the year to approximately 0.8%. The Guardian is well-positioned for further setbacks, although strategies with lower convexity have recently been increasingly added due to the elevated implied volatility.

Signatory of:



Fund data

Security Codes

ISIN DE000A40HGY3

WKN A40HGY

Inception date

01.10.2024

Fund manager

Ulrich Urbahn

Philipp Löhrhoff

Ludwig Kemper

NAV per Share (31.03.2026)

EUR 102.32

Fund size

EUR 161.66 million

Share class volume

EUR 118.08 million

Currency Fund / Share Class

EUR

Appropriation of income

accumulation

End of financial year

31 December

Management Company

Universal-Investment-Gesellschaft mbH

Custodian

BNP Paribas S.A. Niederlassung Deutschland

Asset Manager

Joh. Berenberg, Gossler & Co. KG

Registration and Distribution

AT, CH, DE, FR, GB

Cut-off/Settlement

daily/T+2

Cut-off time

12:00 p.m.

Overall Morningstar Rating™

not rated

Sustainability

SFDR Classification

Article 6

FUND FACTSHEET | Berenberg Guardian I A

Allocation of the portfolio

(in % of fund assets)

Bonds
78.24



Cash
13.18

Top 5 positions


(in % of fund assets)

| | |
|--------------------------------|------|
| GOVERNMENT OF FINLAND 0.0% 13- | 3.09 |
| BUNDESREP.DEUTSCHLAND UNV.SCHA | 3.09 |
| SPANIEN EO-LETRAS D.TESORO 202 | 3.09 |
| NIEDERLANDE EO-TREASURY BILLS | 3.09 |
| 0% NTS FRENCH REPUBLIC 2025-17 | 3.08 |

Currency allocation

(in % of fund assets)

EUR
98.33



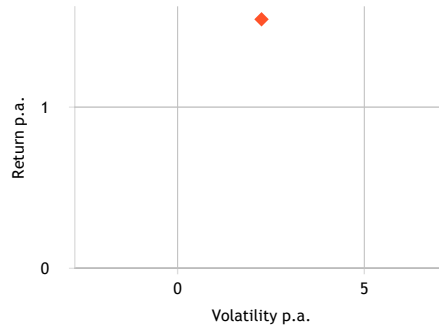
USD
1.63

Unknown
0.03

GBP
0.02

Risk-return profile

(in %, since Inception)



Additional fund information

Issue Surcharge

none

Flat-rate fee

0.50 % p.a.

Total Expense Ratio (TER)

0.52 %

Performance fee

15% of the return above a money market investment with interest according to €STR with High Watermark.

Minimum investment

EUR 5,000,000

Key figures

Ø Coupon of the bonds

1.85%

Ø Yield on bonds

3.60%

Duration in years

1.42

Modified Duration

1.41

Bonds

Top 10 Country allocation

(in % of the bond assets)

| | |
|-------|----------------|
| 15.39 | Germany |
| 14.15 | France |
| 8.02 | Netherlands |
| 7.40 | USA |
| 6.80 | Spain |
| 6.11 | Austria |
| 5.45 | Canada |
| 4.32 | Finland |
| 4.31 | United Kingdom |
| 3.09 | Belgium |

Sector allocation

(in % of the bond assets)

| | |
|-------|------------------|
| 30.86 | Government Bonds |
| 22.61 | Covered Bonds |
| 17.88 | Corporates |
| 15.47 | Financials |

Maturity structure

(in % of the bond assets)

| | |
|-------|--------------|
| 61.80 | up to 1 year |
| 38.20 | 1 - 3 years |

Rating allocation

(in % of the bond assets)

| | |
|-------|------|
| 25.33 | AAA |
| 10.66 | AA+ |
| 11.36 | AA |
| 4.27 | AA- |
| 21.34 | A+ |
| 6.40 | A |
| 19.92 | A- |
| 0.72 | BBB+ |

Sources: Berenberg, Capital Management Company
As of: 31.03.2026

Opportunities:

- Attractive return potential over the medium to long term
- Above-average performance by exploiting investment opportunities across regions and asset classes, with a focus on attractive market segments and structural investment themes
- Potential for additional returns through active and opportunistic management

Risks

- High volatility of shares, riskier bonds and currencies, price losses possible
- Unit value can fall below the purchase price at which the client acquired the unit
- No guarantee of success due to active and opportunistic management
- The conclusion of index and currency futures for quota control can increase the risk of loss, at least temporarily

Further details on the opportunities and risks of this fund can be found in the sales prospectus.

Important notes: This information is a marketing communication. It is intended exclusively for clients in the »professional clients« client category pursuant to section 67(2) of the WpHG and/or »eligible counterparties« pursuant to section 67(4) of the WpHG, and is not meant for retail clients. This information and references to issuers, financial instruments or financial products do not constitute an investment strategy recommendation pursuant to Article 3 (1) No. 34 Regulation (EU) No 596/2014 on market abuse (market abuse regulation) nor an investment recommendations pursuant to Article 3 (1) No. 35 Regulation (EU) No 596/2014, both provisions in connection with section 85 (1) of the German Securities Trading Act (WpHG). As a marketing communication this document does not meet all legal requirements to warrant the objectivity of investment recommendations and investment strategy recommendations and is not subject to the ban on trading prior to the publication of investment recommendations and investment strategy recommendations. This document is intended to give you an opportunity to form your own view of an investment. However, it does not replace a legal, tax or individual financial advice. Your investment objectives and your personal and financial circumstances were not taken into account. We therefore expressly point out that this information does not constitute individual investment advice. Any products or securities described may not be available for purchase in all countries or only in certain investor categories. This information may only be distributed within the framework of applicable law and in particular not to citizens of the USA or persons resident in the USA. The statements made herein have not been audited by any external party, particularly not by an independent auditing firm. Any future returns on fund investments may be subject to taxation, which depends on the personal situation of the investor and may change in the future. Returns on investments in foreign currencies may increase or decrease due to currency fluctuations. The purchase, holding, conversion or sale of a financial instrument, as well as the use or termination of an investment service, may give rise to costs that affect the expected income. In the case of investment funds, you should always make an investment decision on the basis of the sales documents (key information document, presentation of past performance, sales prospectus, current annual, if applicable, semi-annual report), which contain detailed information on the opportunities and risks of the relevant fund. An investment decision should be based on all characteristics of the fund and not just on the sustainability-related aspects. Sustainability related disclosures can be found at www.berenberg.de/en/esg-investments. In the case of securities for which a securities prospectus is available, investment decisions should always be made on the basis of the securities prospectus, which contains detailed information on the opportunities and risks of this financial instrument, otherwise at least on the basis of the product information document. A fund investment involves the purchase of shares in an investment fund, but not a specific underlying asset (e.g. shares in a company) held by that fund. The fund is subject to increased volatility as a result of its composition/the techniques used by Fund management; therefore, unit prices may increase or decrease significantly within short periods of time. All the aforementioned documents can be obtained from Joh. Berenberg, Gossler & Co. KG (Berenberg), Überseering 28, 22297 Hamburg, Germany, free of charge. The fund sales documents and the product information sheets for other securities are available via a download portal at the Internet address productdocumentsuite.berenberg.de/en. The sales documents of the funds can also be requested from the respective investment management company. We will be pleased to provide you with the specific address details upon request. A summary of your investor rights in English can be found at Investor-rights (<https://www.universal-investment.com/en/Corporate/Compliance/investor-rights/>), (<https://www.universal-investment.com/en/Corporate/Compliance/investor-rights-Ull/>). In addition, we would like to point out that Universal-Investment may, in the case of funds for which it has made arrangements as management company for the distribution of fund units in other EU member states, decide to cancel these arrangements in accordance with Article 93a of Directive 2009/65/EC and Article 32a of Directive 2011/61/EU, i.e. in particular by making a blanket offer to repurchase or redeem all corresponding units held by investors in the relevant member state. The statements contained in this document are based either on own company sources or on publicly accessible third-party sources, and reflect the status of information as of the date of preparation of the presentation stated below. Subsequent changes cannot be taken into account in this document. The information given can become incorrect due to the passage of time and/or as a result of legal, political, economic or other changes. We do not assume responsibility to indicate such changes and/or to publish an updated document. Please refer to the online glossary at <https://www.berenberg.de/en/glossary/> for definitions of the technical terms used in this document.

FUND FACTSHEET | Berenberg Guardian I A

Sector Allocation by GICS The Global Industry Classification Standard ("GICS") was developed by and is the exclusive property and a service mark of MSCI Inc. ("MSCI") and Standard & Poor's, a division of the McGraw-Hill Companies, Inc. ("S&P") and is licensed for use by Joh. Berenberg, Gossler & Co. KG. Neither MSCI, S&P nor any third party involved in making or compiling the GICS or any GICS classifications makes any express or implied warranties or representations with respect to such standard or classification (or the results to be obtained by the use thereof), and all such parties hereby expressly disclaim all warranties of originality, accuracy, completeness, merchantability and fitness for a particular purpose with respect to any of such standard or classification. Without limiting any of the foregoing, in no event shall MSCI, S&P, any of their affiliates or any third party involved in making or compiling the GICS or any GICS classifications have any liability for any direct, indirect, special, punitive, consequential or any other damages (including lost profits) even if notified of the possibility of such damages.

For investors in Switzerland: The fund's domicile is Germany. The fund is qualified for distribution to non-qualified investors in Switzerland. The paying agent in Switzerland is Tellco AG, Bahnhofstrasse 4, CH-6430 Schwyz and the representative is 1741 Fund Solutions AG, Burggraben 16, 9000 St. Gallen, Switzerland. The prospectus including the general and specific terms, the key investor information document (KIID) as well as the annual and semi-annual report of the fund may be obtained free of charge and in German language from the aforementioned representative (Phone +41 58 458 48 00). For shares distributed in or from Switzerland place of execution and jurisdiction is at the representative's registered office. **For investors in Brazil:** The shares in the fund may not be offered or sold to the public in Brazil. Accordingly, the shares in the fund have not been nor will be registered with the Brazilian Securities Commission - CVM nor have they been submitted to the foregoing agency for approval. Documents relating to the shares in the fund, as well as the information contained therein, may not be supplied to the public in Brazil, as the offering of shares in the fund is not a public offering of securities in Brazil, nor used in connection with any offer for subscription or sale of securities to the public in Brazil.

BVI method: The charts and tables regarding performance shown here are based on own calculations according to the method developed by the German Investment Funds Association (BVI). They illustrate past performance. Future performance can deviate both positively and negatively from these calculations. Gross performance (BVI method) takes into account all charges at fund level (e.g. management fee), net performance plus the issue surcharge. As no issue surcharge is incurred for this share class the gross performance corresponds to the net performance. Additional charges can arise for individual investors (e.g. custody account fees, commissions and other fees). Also, fees may be charged for the administration of the safe custody account, which will lower the performance. Past performance is not a reliable indicator of future performance.

SFDR: SFDR is short for "Sustainable Finance Disclosure Regulation". Under the SFDR, financial products must disclose information on how sustainability is taken into account, with the disclosure requirements varying depending on the type of consideration (Article 6, Article 8 or Article 9 SFDR).

Berenberg

Joh. Berenberg, Gossler & Co. KG
Überseering 28
22297 Hamburg
Deutschland

phone: +49 69 91 30 90-242
isabell.silverio@berenberg.de
www.berenberg.de