



BERENBERG

Data as of 30. April 2026

Berenberg Global Dividend Champions R A

Actively managed equity fund

Investment Strategy

The Berenberg Global Dividend Champions pursues a global bottom-up approach with a focus on quality stocks characterised by healthy earnings growth and solid balance sheets. This is the basis for stable distributions with above-average dividend growth. The fund is suitable for investors who want regular distributions and want to participate in the growth opportunities on the equity market.

- Global investment strategy focussing on quality income: growth and regular distributions
- Long-term investment horizon and therefore low portfolio turnover
- All cap approach, i.e. utilisation of investment opportunities across all market segments
- Stability even in uncertain market situations

Performance

In accordance with the EU regulation "MiFID" (Markets in Financial Instruments Directive), as well as its implementation in national law, information on performance may only be shown if it covers a period of at least 12 months.

Fund management comment

Following the initial euphoria about the ceasefire, stalled negotiations and the restricted passage of the Strait of Hormuz continued to weigh on the markets. Nevertheless, equity markets remained robust: global indices traded near all-time highs and appeared to have largely priced in a normalization of the situation. In this environment, the Berenberg Global Dividend Champions was able to beat its benchmark. Texas Instruments benefited from the general strength in the semiconductor sector and impressed with strong quarterly figures. UnitedHealth saw its share price jump after confirming its operational turnaround, and Inficon was also supported by good results. However, performance was weighed down by Exxon Mobil, which suffered from the cooling of the energy sector. Royal Dutch Shell also lost ground, and Northrop Grumman suffered from general weakness in the defense sector.

Fund data

Security Codes

ISIN DE000A415044

WKN A41504

Inception date

07.07.2025

Fund manager

Bernd Deeken

NAV per Share (30.04.2026)

EUR 107.64

Fund size

EUR 22.88 million

Share class volume

EUR 2.48 million

Currency Fund / Share Class

EUR / EUR

Appropriation of income

accumulation

End of financial year

31 December

Management Company

Universal-Investment-Gesellschaft mbH

Custodian

BNP Paribas S.A. Niederlassung Deutschland

Asset Manager

Joh. Berenberg, Gossler & Co. KG

Registration and Distribution

AT, CH, DE

Cut-off/Settlement

daily/T+2

Cut-off time

12:00 p.m.

Overall Morningstar Rating™

not rated

Sustainability

SFDR Classification

Article 8

ESG Elements

- ✓ Exclusion Criteria
- ✓ Controversies Screen
- ✓ Active Ownership
- Impact focused


Signatory of:



Allocation of the portfolio

(in % of fund assets)

Equities
100.1



Cash
-0.1

Top 5 positions

(in % of fund assets)

TOTAL SA	4.99
EXXON MOBIL CORPORATION	4.16
ALLIANZ SE	4.02
REG SHS SHELL PLC	3.55
NOVARTIS AG	3.25

Additional fund information

Issue Surcharge
up to 5.00 %

Flat-rate fee
1.56 % p.a.

Total Expense Ratio (TER)
1.64 %

Performance fee
none

Minimum investment
none

Currency allocation

(in % of fund assets)

48.65	United States dollar
31.97	Euro
11.60	Swiss franc
6.31	Pound sterling
0.91	Norwegian krone
0.56	Danish krone

Shares

Top 10 Country allocation

(in % of share capital)

41.67	USA
12.41	France
11.61	Switzerland
9.86	United Kingdom
9.45	Germany
6.56	Ireland
2.77	Italy
1.64	Curacao
1.32	Netherlands
1.30	Spain

Sector allocation

(in % of share capital)

16.75	Financials
16.20	Energy
15.52	Health Care
14.57	Industrials
11.11	Consumer Staples
6.68	Information Technology
6.29	Consumer Discretionary
5.49	Utilities
4.75	Materials
2.71	Communication Services

Sources: Berenberg, Capital Management Company

As of: 30.04.2026

Berenberg Global Dividend Champions R A

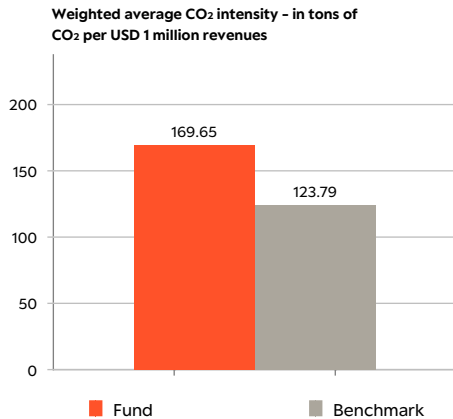
Actively managed equity fund

Consideration of ESG Elements

Identifying companies and business models that will be successful in the long term is the basis for good investment decisions. Environmental, Social and Governance (ESG) factors are key factors in decision making and are therefore integral components of the investment process.

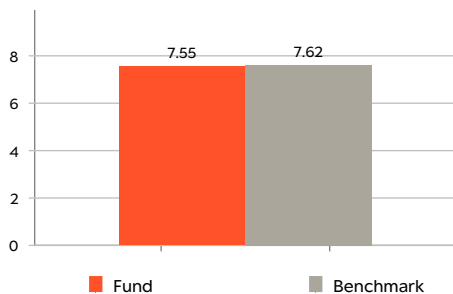
CO₂ Intensity

The fund does not actively manage its carbon footprint, however, emissions data such as CO₂ intensity are relevant parameters which can be used to assess the efficient management of a company and the extent of transition risks.



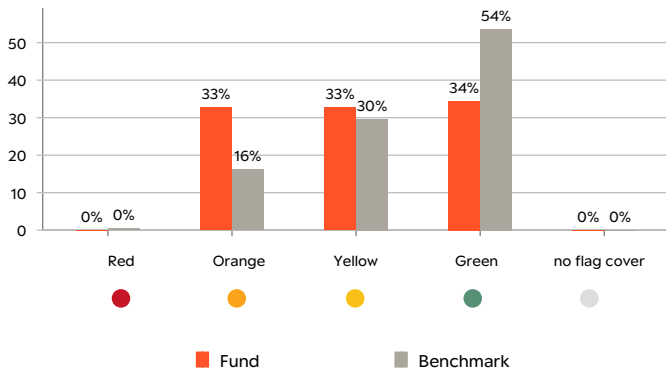
ESG Score

The data provider MSCI ESG uses an ESG score of 0 to 10 to assess the management of material ESG risks of portfolio holdings compared to competitors.



ESG Controversies Screen

Investments in the fund are monitored for ESG controversies and, with the help of MSCI ESG data, flagged according to their severity. Thereby, potential ESG risks of investments are identified. In the case of an orange flag (severe controversy), we enter into an active exchange with the company. In the case of a red flag (very severe controversy), the company is excluded.



Benchmark for ESG metrics: 50% MSCI North America High Dividend Yield Index & 50% MSCI Europe High Dividend Yield Index

Portfolio as of 30 Apr 2026. Source: MSCI ESG, own calculations and presentation. Certain information © 2023 MSCI ESG Research LLC. Reproduced by permission. Data coverage for fund and benchmark: graph "CO₂-Intensity" (100.00%/100.00%), graph "ESG Score" (100.00%/100.00%). Liquidity and securities which are not covered by MSCI ESG are excluded from the calculation of the ESG metrics for the fund as well as the benchmark. The weights of the remaining fund and benchmark components are normalised to 100%.

Glossary & Methodology

Active Ownership

The term "Active Ownership" encompasses all our activities where we, as an investor, attempt to positively influence a company's management of ESG aspects. This includes Engagement, i.e. direct dialogue with companies to discuss specific ESG objectives as well as proxy voting, i.e. our voting recommendations to our fund administrator, which then exercises the voting rights at general meetings.

CO₂ Intensity

The CO₂ Intensity (Scope 1 & 2 emissions) per company is multiplied by its portfolio weight (current value of the investment by current portfolio value) and summed up. This weighted average CO₂ Intensity provides an indication of the portfolio's exposure to CO₂-emission intensive companies.

ESG Score

Using a score between 0 (lowest) and 10 (highest), MSCI ESG assesses the ability of portfolio holdings to identify and manage environmental, social and governance-related risks compared to peers. The ESG scores are assigned at the holding level and are aggregated at the portfolio level as the weighted average ESG Score.

ESG Controversies Screen

MSCI ESG analyses controversial business practices from the five areas environment, human rights, labour rights & supply management, customers and governance. The controversies are rated according to their reputational risk as well as the operational handling by a flagging system. Green indicates no or weak controversies, yellow indicates moderate controversies, orange indicates severe controversies and red indicates very severe controversies.

Opportunities:

- High potential returns from equities in the long term.
- Growth stocks, small caps, and specific sectors, countries, or market segments may outperform the market in certain phases.
- Improvement of the risk/return profile through individual stock analysis and active management.
- Stabilization of assets in negative capital market phases through professional risk management and intelligent diversification.
- Potential additional income through dividends.

Risks

- Fluctuations in value and price losses from stocks and the potential use of derivatives are possible – both overall and in individual stock market years.
- Growth stocks, small caps, and specific sectors, countries, or market segments may underperform during certain periods.
- There is no guarantee of success for individual stock analysis and active management.
- Investments and transactions in foreign currencies are subject to exchange rate risks.

Further details on the opportunities and risks of this fund can be found in the sales prospectus.

Important notes: This information is a marketing communication. This information and references to issuers, financial instruments or financial products do not constitute an investment strategy recommendation pursuant to Article 3 (1) No. 34 Regulation (EU) No 596/2014 on market abuse (market abuse regulation) nor an investment recommendations pursuant to Article 3 (1) No. 35 Regulation (EU) No 596/2014, both provisions in connection with section 85 (1) of the German Securities Trading Act (WpHG). As a marketing communication this document does not meet all legal requirements to warrant the objectivity of investment recommendations and investment strategy recommendations and is not subject to the ban on trading prior to the publication of investment recommendations and investment strategy recommendations. This document is intended to give you an opportunity to form your own view of an investment. However, it does not replace a legal, tax or individual financial advice. Your investment objectives and your personal and financial circumstances were not taken into account. We therefore expressly point out that this information does not constitute individual investment advice. Any products or securities described may not be available for purchase in all countries or only in certain investor categories. This information may only be distributed within the framework of applicable law and in particular not to citizens of the USA or persons resident in the USA. The statements made herein have not been audited by any external party, particularly not by an independent auditing firm. Any future returns on fund investments may be subject to taxation, which depends on the personal situation of the investor and may change in the future. Returns on investments in foreign currencies may increase or decrease due to currency fluctuations. The purchase, holding, conversion or sale of a financial instrument, as well as the use or termination of an investment service, may give rise to costs that affect the expected income. In the case of investment funds, you should always make an investment decision on the basis of the sales documents (key information document, presentation of past performance, sales prospectus, current annual, if applicable, semi-annual report), which contain detailed information on the opportunities and risks of the relevant fund. An investment decision should be based on all characteristics of the fund and not just on the sustainability-related aspects. Sustainability related disclosures can be found at www.berenberg.de/en/esg-investments. In the case of securities for which a securities prospectus is available, investment decisions should always be made on the basis of the securities prospectus, which contains detailed information on the opportunities and risks of this financial instrument, otherwise at least on the basis of the product information document. A fund investment involves the purchase of shares in an investment fund, but not a specific underlying asset (e.g. shares in a company) held by that fund. The fund is subject to increased volatility as a result of its composition/the techniques used by Fund management; therefore, unit prices may increase or decrease significantly within short periods of time. All the aforementioned documents can be obtained from Joh. Berenberg, Gossler & Co. KG (Berenberg), Überseering 28, 22297 Hamburg, Germany, free of charge. The fund sales documents and the product information sheets for other securities are available via a download portal at the Internet address productdocumentsuite.berenberg.de/en. The sales documents of the funds can also be requested from the respective investment management company. We will be pleased to provide you with the specific address details upon request. A summary of your investor rights in English can be found at Investor-rights (<https://www.universal-investment.com/en/Corporate/Compliance/investor-rights/>), (<https://www.universal-investment.com/en/Corporate/Compliance/investor-rights-UII/>). In addition, we would like to point out that Universal-Investment may, in the case of funds for which it has made arrangements as management company for the distribution of fund units in other EU member states, decide to cancel these arrangements in accordance with Article 93a of Directive 2009/65/EC and Article 32a of Directive 2011/61/EU, i.e. in particular by making a blanket offer to repurchase or redeem all corresponding units held by investors in the relevant member state. The statements contained in this document are based either on own company sources or on publicly accessible third-party sources, and reflect the status of information as of the date of preparation of the presentation stated below. Subsequent changes cannot be taken into account in this document. The information given can become incorrect due to the passage of time and/or as a result of legal, political, economic or other changes. We do not assume responsibility to indicate such changes and/or to publish an updated document. Please refer to the online glossary at <https://www.berenberg.de/en/glossary/> for definitions of the technical terms used in this document.

Benchmark: 50% MSCI North America High Dividend Yield Index & 50% MSCI Europe High Dividend Yield Index : Certain information contained herein (the "Information") is sourced from/copyright of MSCI Inc., MSCI ESG Research LLC, or their affiliates ("MSCI"), or information providers (together the "MSCI Parties") and may have been used to calculate scores, signals, or other indicators. The Information is for internal use only and may not be reproduced or disseminated in whole or part without prior written permission. The Information may not be used for, nor does it constitute, an offer to buy or sell, or a promotion or recommendation of, any security, financial instrument or product, trading strategy, or index, nor should it be taken as an indication or guarantee of any future performance. Some funds may be based on or linked to MSCI indexes, and MSCI may be compensated based on the fund's assets under management or other measures. MSCI has established an information barrier between index research and certain Information. None of the Information in and of itself can be used to determine which securities to buy or sell or when to buy or sell them. The Information is provided "as is" and the user assumes the entire risk of any use it may make or permit to be made of the Information. No MSCI Party warrants or guarantees the originality, accuracy and/or completeness of the Information and each expressly disclaims all express or implied warranties. No MSCI Party shall have any liability for any errors or omissions in connection with any Information herein, or any liability for any direct, indirect, special, punitive, consequential or any other damages (including lost profits) even if notified of the possibility of such damages.

<https://www.berenberg.de/en/legal-notice/license-notice/>
<https://www.berenberg.de/rechtliche-hinweise/lizenzhinweise/>

Sector Allocation by GICS The Global Industry Classification Standard ("GICS") was developed by and is the exclusive property and a service mark of MSCI Inc. ("MSCI") and Standard & Poor's, a division of the McGraw-Hill Companies, Inc. ("S&P") and is licensed for use by Joh. Berenberg, Gossler & Co. KG. Neither MSCI, S&P nor any third party involved in making or compiling the GICS or any GICS classifications makes any express or implied warranties or representations with respect to such standard or classification (or the results to be obtained by the use thereof), and all such parties hereby expressly disclaim all warranties of originality, accuracy, completeness, merchantability and fitness for a particular purpose with respect to any of such standard or classification. Without limiting any of the foregoing, in no event shall MSCI, S&P, any of their affiliates or any third party involved in making or compiling the GICS or any GICS classifications have any liability for any direct, indirect, special, punitive, consequential or any other damages (including lost profits) even if notified of the possibility of such damages.

For investors in Switzerland: The fund's domicile is Germany. The fund is qualified for distribution to non-qualified investors in Switzerland. The paying agent in Switzerland is Tellco AG, Bahnhofstrasse 4, CH-6430 Schwyz and the representative is 1741 Fund Solutions AG, Burggraben 16, 9000 St. Gallen, Switzerland. The prospectus including the general and specific terms, the key investor information document (KIID) as well as the annual and semi-annual report of the fund may be obtained free of charge and in German language from the aforementioned representative (Phone +41 58 458 48 00). For shares distributed in or from Switzerland place of execution and jurisdiction is at the representative's registered office.

For investors in Brazil: The shares in the fund may not be offered or sold to the public in Brazil. Accordingly, the shares in the fund have not been nor will be registered with the Brazilian Securities Commission - CVM nor have they been submitted to the foregoing agency for approval. Documents relating to the shares in the fund, as well as the information contained therein, may not be supplied to the public in Brazil, as the offering of shares in the fund is not a public offering of securities in Brazil, nor used in connection with any offer for subscription or sale of securities to the public in Brazil.

On MSCI ESG Research: Certain information contained herein (the "Information") is sourced from/copyright of MSCI Inc., MSCI ESG Research LLC, or their affiliates ("MSCI"), or information providers (together the "MSCI Parties") and may have been used to calculate scores, signals, or other indicators. The Information is for internal use only and may not be reproduced or disseminated in whole or part without prior written permission. The Information may not be used for, nor does it constitute, an offer to buy or sell, or a promotion or recommendation of, any security, financial instrument or product, trading strategy, or index, nor should it be taken as an indication or guarantee of any future performance. Some funds may be based on or linked to MSCI indexes, and MSCI may be compensated based on the fund's assets under management or other measures. MSCI has established an information barrier between index research and certain Information. None of the Information in and of itself can be used to determine which securities to buy or sell or when to buy or sell them. The Information is provided "as is" and the user assumes the entire risk of any use it may make or permit to be made of the Information. No MSCI Party warrants or guarantees the originality, accuracy and/or completeness of the Information and each expressly disclaims all express or implied warranties. No MSCI Party shall have any liability for any errors or omissions in connection with any Information herein, or any liability for any direct, indirect, special, punitive, consequential or any other damages (including lost profits) even if notified of the possibility of such damages.

<https://www.berenberg.de/en/legal-notice/license-notice/>

SFDR: SFDR is short for "Sustainable Finance Disclosure Regulation". Under the SFDR, financial products must disclose information on how sustainability is taken into account, with the disclosure requirements varying depending on the type of consideration (Article 6, Article 8 or Article 9 SFDR).

Berenberg

Joh. Berenberg, Gossler & Co. KG
 Überseering 28
 22297 Hamburg
 Deutschland

phone: +49 69 91 30 90-4318
leonie.gregel@berenberg.com
www.berenberg.de