



BERENBERG

Data as of 30. May 2025

# Berenberg European Focus Fund R A

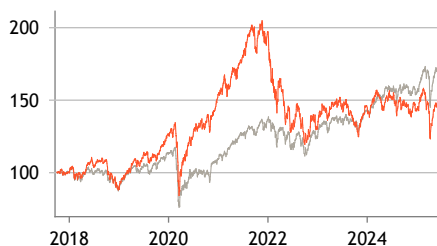
Actively managed equity fund

## Investment Strategy

The investment objective of the Berenberg European Focus Fund is to achieve long-term capital growth that outperforms the benchmark MSCI Europe Index over a medium to long-term period. The main driver for this is the underlying above-average and sustainable profit growth of the selected companies. These companies are based in Europe, but often operate globally. The fund management invests in companies that achieve sustainable growth over long periods with high profitability. The decisive criteria for these business models are high entry barriers, end markets with structural growth and excellent management teams.

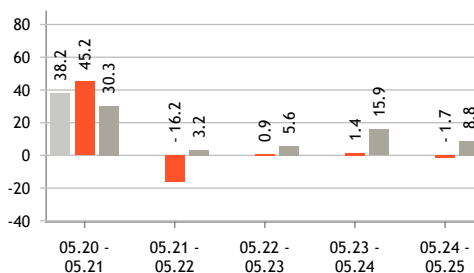
- Growth-oriented fund
- Concentrated portfolio of about 50 stocks
- All cap approach, i.e. exploiting investment opportunities across all market segments
- Long-term investment horizon and therefore low portfolio turnover
- Active approach, i.e. index weights do not have influence on individual stock selection

## Indexed Performance since inception (gross, in %)



◆ Fund (gross) ◆ Fund (net) ◆ MSCI Europe EUR (NR)

## 12 months Performance (in %)



## Accumulated Performance (gross, in %)

|                      |                           |       |
|----------------------|---------------------------|-------|
| since inception      | (02.10.2017 - 30.05.2025) | 46.88 |
| since inception p.a. |                           | 5.14  |
| YTD                  | (01.01.2025 - 30.05.2025) | 3.05  |
| 1 Month              | (30.04.2025 - 30.05.2025) | 5.05  |
| 1 Year               | (31.05.2024 - 30.05.2025) | -1.79 |
| 3 Years              | (31.05.2022 - 30.05.2025) | 1.44  |
| 5 Years              | (31.05.2020 - 30.05.2025) | 22.47 |

## Risk Figures since inception

|                               |          |
|-------------------------------|----------|
| Max. Drawdown since inception | -41.73 % |
| Max. Drawdown Period (Days)   | 1288     |
| Volatility 3 Years            | 18.49 %  |
| Information Ratio 3 Years     | -1.09    |
| Tracking Error 3 Years        | 8.67 %   |

The charts and tables on historical performance shown are based on our own calculations in accordance with the BVI method developed by German Investment Fund Association (for explanation see "Notes"). **Information on past performance is not a reliable indicator of future performance.**

Sources: Berenberg, Capital Management Company

## Fund management comment

Following the decline in early April, global equities recovered, driven by retail investor purchases, Trump's pivot in tariff policy, and a reversal in fiscal policy. The Berenberg European Focus Fund outperformed its benchmark. Prosus continued to rise after reporting quarterly results above expectations. FincoBank benefited from the ongoing market recovery and strong results. Diploma impressed with strong quarterly figures and a raised full-year guidance, which accelerated the positive share price development since April. Positive quarterly results did not lead to sustained share price gains for Sartorius Stedim Biotech, as regulatory concerns appeared to weigh the supplier's stock. Ambu disappointed with a weaker second quarter. However, tariffs on goods from China are likely to have a supportive effect in the medium term. Alcon posted a weak first quarter but expects acceleration in the second half of the year due to new product launches. We sold our already reduced position in Siemens Healthineers, as the lowered earnings guidance and the anticipated share placement by majority shareholder Siemens AG proved burdensome.

Signatory of:



## Fund data

### Security Codes

ISIN LU1637618155

WKN A2DVP7

### Inception date

02.10.2017

### Fund manager

Matthias Born

### NAV per Share (30.05.2025)

EUR 146.88

### Fund size

EUR 245.49 million

### Share class volume

EUR 24.43 million

### Currency Fund / Share Class

EUR / EUR

### Appropriation of income

accumulation

### End of financial year

31 December

### Management Company

Universal-Investment-Luxembourg S.A.

### Custodian

BNP Paribas S.A. Niederlassung Deutschland

### Asset Manager

Joh. Berenberg, Gossler & Co. KG

### Registration and Distribution

AT, CH, CL, DE, ES, FR, HK, IT, LI, LU, PT, SG

### Cut-off/Settlement

daily/T+2

### Cut-off time

12:00 p.m.

(Luxembourg time)

### Morningstar Rating™

3 Years: ★

5 Years: ★

Overall: ★

(As of: 30.05.2025)

### Sustainability

#### Article 8 Funds


SFDR Classification (Sustainable, Finance Disclosure Regulation)

#### ESG Elements

- ✓ Exclusion Criteria
- ✓ Controversies Screen
- ✓ Active Ownership
- Impact focused

Allocation of the portfolio

(in % of fund assets)



Top 5 positions

(in % of fund assets)

|                       |      |
|-----------------------|------|
| SAP SE                | 7.00 |
| ASTRAZENECA PLC       | 4.09 |
| PROSUS N.V.           | 4.08 |
| LONDON STOCK EXCHANGE | 3.93 |
| FINECOBANK S.P.A.     | 3.42 |

Additional fund information

**Issue Surcharge**  
up to 5.00 %

**Flat-rate fee**  
1.56 % p.a.

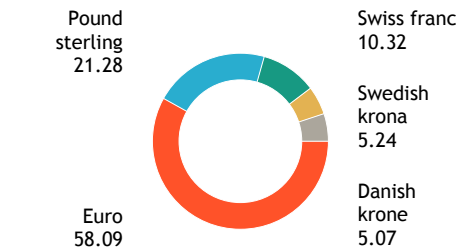
**Total Expense Ratio (TER)**  
1.66 %

**Performance fee**  
none

**Minimum investment**  
none

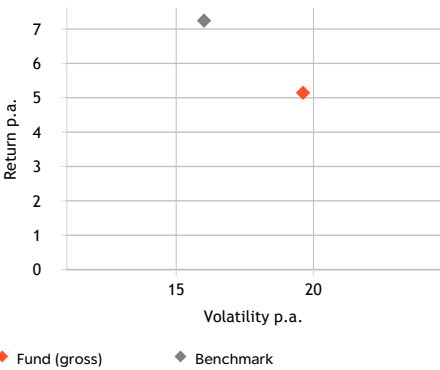
Currency allocation

(in % of fund assets)



Risk-return profile

(in %, since Inception)



Shares

Top 10 Country allocation

(in % of share capital)

|       |                |
|-------|----------------|
| 23.12 | Germany        |
| 21.53 | United Kingdom |
| 13.00 | Netherlands    |
| 10.10 | Switzerland    |
| 6.78  | Italy          |
| 5.98  | France         |
| 5.12  | Sweden         |
| 4.96  | Denmark        |
| 3.44  | Ireland        |
| 1.62  | Austria        |

Sector allocation

(in % of share capital)

|       |                        |
|-------|------------------------|
| 23.63 | Industrials            |
| 21.70 | Information Technology |
| 15.77 | Health Care            |
| 15.04 | Financials             |
| 11.34 | Consumer Discretionary |
| 4.58  | Materials              |
| 3.85  | Communication Services |
| 1.90  | Energy                 |

Sources: Berenberg, Capital Management Company  
As of: 30.05.2025

# Berenberg European Focus Fund R A

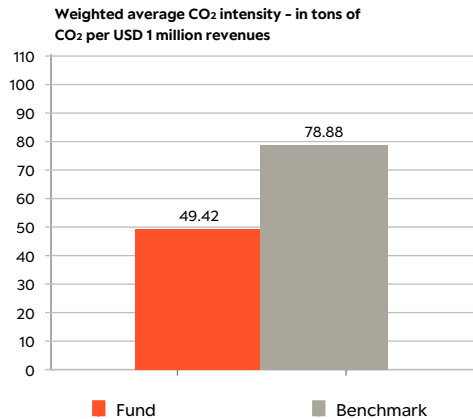
Actively managed equity fund

## Consideration of ESG Elements

Identifying companies and business models that will be successful in the long term is the basis for good investment decisions. Environmental, Social and Governance (ESG) factors are key factors in decision making and are therefore integral components of the investment process.

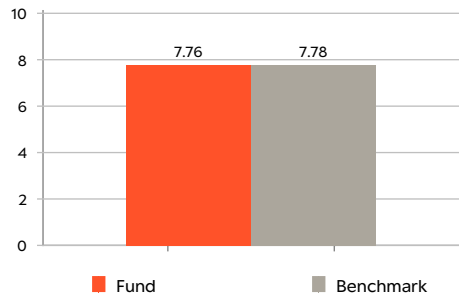
## CO2 Intensity

The fund does not actively manage its carbon footprint, however, emissions data such as CO2 intensity are relevant parameters which can be used to assess the efficient management of a company and the extent of transition risks.



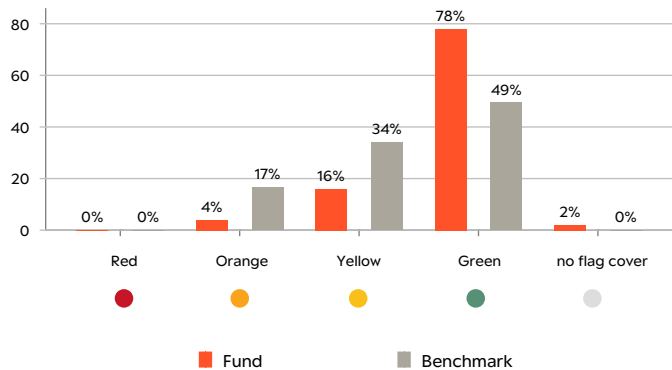
## ESG Score

The data provider MSCI ESG uses an ESG score of 0 to 10 to assess the management of material ESG risks of portfolio holdings compared to competitors.



## ESG Controversies Screen

Investments in the fund are monitored for ESG controversies and, with the help of MSCI ESG data, flagged according to their severity. Thereby, potential ESG risks of investments are identified. In the case of an orange flag (severe controversy), we enter into an active exchange with the company. In the case of a red flag (very severe controversy), the company is excluded.



## Benchmark for ESG metrics: MSCI Europe

Portfolio as of 30 May 2025. Source: MSCI ESG, own calculations and presentation. Certain information © 2023 MSCI ESG Research LLC. Reproduced by permission. Data coverage for fund and benchmark: graph "CO2-Intensity" (99.54%/100.00%), graph "ESG Score" (99.54%/100.00%). Liquidity and securities which are not covered by MSCI ESG are excluded from the calculation of the ESG metrics for the fund as well as the benchmark. The weights of the remaining fund and benchmark components are normalised to 100%.

## Glossary & Methodology

### Active Ownership

The term "Active Ownership" encompasses all our activities where we, as an investor, attempt to positively influence a company's management of ESG aspects. This includes Engagement, i.e. direct dialogue with companies to discuss specific ESG objectives as well as proxy voting, i.e. our voting recommendations to our fund administrator, which then exercises the voting rights at general meetings.

### CO2 Intensity

The CO2 Intensity (Scope 1 & 2 emissions) per company is multiplied by its portfolio weight (current value of the investment by current portfolio value) and summed up. This weighted average CO2 Intensity provides an indication of the portfolio's exposure to CO2-emission intensive companies.

### ESG Score

Using a score between 0 (lowest) and 10 (highest), MSCI ESG assesses the ability of portfolio holdings to identify and manage environmental, social and governance-related risks compared to peers. The ESG scores are assigned at the holding level and are aggregated at the portfolio level as the weighted average ESG Score.

### ESG Controversies Screen

MSCI ESG analyses controversial business practices from the five areas environment, human rights, labour rights & supply management, customers and governance. The controversies are rated according to their reputational risk as well as the operational handling by a flagging system. Green indicates no or weak controversies, yellow indicates moderate controversies, orange indicates severe controversies and red indicates very severe controversies.

### Opportunities:

- High return potential of stocks over the long-term
- Development of growth stocks occasionally above average
- Development of small cap stocks above average in certain phases
- Possible additional earnings through individual value analysis and active management

### Risks

- High susceptibility of shares to fluctuation, price losses possible
- Share value may fall below the purchase price at which the customer acquired the share
- Below-average development of growth stocks possible at times
- Below-average development of small stocks possible at times
- No guarantee of success for individual value analysis and active management
- Concentration risk due to focus on investments in the Euro currency and European region
- Foreign currency investments and transactions denominated in foreign currencies are subject to exchange rate risks

Further details on the opportunities and risks of this fund can be found in the sales prospectus.

**Important notes:** This information is a marketing communication. This information and references to issuers, financial instruments or financial products do not constitute an investment strategy recommendation pursuant to Article 3 (1) No. 34 Regulation (EU) No 596/2014 on market abuse (market abuse regulation) nor an investment recommendations pursuant to Article 3 (1) No. 35 Regulation (EU) No 596/2014, both provisions in connection with section 85 (1) of the German Securities Trading Act (WpHG). As a marketing communication this document does not meet all legal requirements to warrant the objectivity of investment recommendations and investment strategy recommendations and is not subject to the ban on trading prior to the publication of investment recommendations and investment strategy recommendations. This document is intended to give you an opportunity to form your own view of an investment. However, it does not replace a legal, tax or individual financial advice. Your investment objectives and your personal and financial circumstances were not taken into account. We therefore expressly point out that this information does not constitute individual investment advice. Any products or securities described may not be available for purchase in all countries or only in certain investor categories. This information may only be distributed within the framework of applicable law and in particular not to citizens of the USA or persons resident in the USA. The statements made herein have not been audited by any external party, particularly not by an independent auditing firm. Any future returns on fund investments may be subject to taxation, which depends on the personal situation of the investor and may change in the future. Returns on investments in foreign currencies may increase or decrease due to currency fluctuations. The purchase, holding, conversion or sale of a financial instrument, as well as the use or termination of an investment service, may give rise to costs that affect the expected income. In the case of investment funds, you should always make an investment decision on the basis of the sales documents (key information document, presentation of past performance, sales prospectus, current annual, if applicable, semi-annual report), which contain detailed information on the opportunities and risks of the relevant fund. An investment decision should be based on all characteristics of the fund and not just on the sustainability-related aspects. Sustainability related disclosures can be found at [www.berenberg.de/en/esg-investments](http://www.berenberg.de/en/esg-investments). In the case of securities for which a securities prospectus is available, investment decisions should always be made on the basis of the securities prospectus, which contains detailed information on the opportunities and risks of this financial instrument, otherwise at least on the basis of the product information document. A fund investment involves the purchase of shares in an investment fund, but not a specific underlying asset (e.g. shares in a company) held by that fund. The fund is subject to increased volatility as a result of its composition/the techniques used by Fund management; therefore, unit prices may increase or decrease significantly within short periods of time. All the aforementioned documents can be obtained from Joh. Berenberg, Gossler & Co. KG (Berenberg), Neuer Jungfernstieg 20, 20354 Hamburg, Germany, free of charge. The fund sales documents and the product information sheets for other securities are available via a download portal using the password »berenberg« at the Internet address <https://docman.vwd.com/portal/berenberg/index.html>. The sales documents of the funds can also be requested from the respective investment management company. We will be pleased to provide you with the specific address details upon request. A summary of your investor rights in English can be found at Investor-rights (<https://www.universal-investment.com/en/Corporate/Compliance/investor-rights/>), (<https://www.universal-investment.com/en/Corporate/Compliance/investor-rights-UII/>). In addition, we would like to point out that Universal-Investment may, in the case of funds for which it has made arrangements as management company for the distribution of fund units in other EU member states, decide to cancel these arrangements in accordance with Article 93a of Directive 2009/65/EC and Article 32a of Directive 2011/61/EU, i.e. in particular by making a blanket offer to repurchase or redeem all corresponding units held by investors in the relevant member state. The statements contained in this document are based either on own company sources or on publicly accessible third-party sources, and reflect the status of information as of the date of preparation of the presentation stated below. Subsequent changes cannot be taken into account in this document. The information given can become incorrect due to the passage of time and/or as a result of legal, political, economic or other changes. We do not assume responsibility to indicate such changes and/or to publish an updated document. Please refer to the online glossary at <https://www.berenberg.de/en/glossary/> for definitions of the technical terms used in this document.

**Benchmark:** Certain information contained herein (the "Information") is sourced from/copyright of MSCI Inc., MSCI ESG Research LLC, or their affiliates ("MSCI"), or information providers (together the "MSCI Parties") and may have been used to calculate scores, signals, or other indicators. The Information is for internal use only and may not be reproduced or disseminated in whole or part without prior written permission. The Information may not be used for, nor does it constitute, an offer to buy or sell, or a promotion or recommendation of, any security, financial instrument or product, trading strategy, or index, nor should it be taken as an indication or guarantee of any future performance. Some funds may be based on or linked to MSCI indexes, and MSCI may be compensated based on the fund's assets under management or other measures. MSCI has established an information barrier between index research and certain Information. None of the Information in and of itself can be used to determine which securities to buy or sell or when to buy or sell them. The Information is provided "as is" and the user assumes the entire risk of any use it may make or permit to be made of the Information. No MSCI Party warrants or guarantees the originality, accuracy and/or completeness of the Information and each expressly disclaims all express or implied warranties. No MSCI Party shall have any liability for any errors or omissions in connection with any Information herein, or any liability for any direct, indirect, special, punitive, consequential or any other damages (including lost profits) even if notified of the possibility of such damages.

<https://www.berenberg.de/en/legal-notice/license-notice/>  
<https://www.berenberg.de/rechtliche-hinweise/lizenzhinweise/>

**Sector Allocation by GICS** The Global Industry Classification Standard ("GICS") was developed by and is the exclusive property and a service mark of MSCI Inc. ("MSCI") and Standard & Poor's, a division of the McGraw-Hill Companies, Inc. ("S&P") and is licensed for use by Joh. Berenberg, Gossler & Co. KG. Neither MSCI, S&P nor any third party involved in making or compiling the GICS or any GICS classifications makes any express or implied warranties or representations with respect to such standard or classification (or the results to be obtained by the use thereof), and all such parties hereby expressly disclaim all warranties of originality, accuracy, completeness, merchantability and fitness for a particular purpose with respect to any of such standard or classification. Without limiting any of the foregoing, in no event shall MSCI, S&P, any of their affiliates or any third party involved in making or compiling the GICS or any GICS classifications have any liability for any direct, indirect, special, punitive, consequential or any other damages (including lost profits) even if notified of the possibility of such damages.

**For investors in Switzerland:** The fund's domicile is Luxembourg. The fund is qualified for distribution to non-qualified investors in Switzerland. The paying agent in Switzerland is Tellico AG, Bahnhofstrasse 4, CH-6430 Schwyz and the representative is 1741 Fund Solutions AG, Burggraben 16, 9000 St. Gallen, Switzerland. The prospectus including the general and specific terms, the key investor information document (KIID) as well as the annual and semi-annual report of the fund may be obtained free of charge and in German language from the aforementioned representative (Phone +41 58 458 48 00). For shares distributed in or from Switzerland place of execution and jurisdiction is at the representative's registered office.

**For residents of hong kong:** Warning: the contents of this factsheet have not been reviewed by any regulatory authority in hong kong. You are advised to exercise caution in relation to the offer. If you are in any doubt about any of the contents of this factsheet, you should obtain independent professional advice. The contents of this factsheet have not been reviewed or approved by any regulatory authority in hong kong. This factsheet does not constitute an offer or invitation to the public in hong kong to acquire units. Accordingly, no person may issue or have in its possession for the purposes of issue, this factsheet or any advertisement, invitation or document relating to the units, which is directed at, or the contents of which are likely to be accessed or read by, the public in hong kong except where: (i) the units are only intended to be offered to "professional investors" (as such term is defined in the securities and futures ordinance of hong kong (cap. 571 of the laws of hong kong), as amended (the "sfo") and the subsidiary legislation made thereunder); (ii) in circumstances which do not result in this factsheet being a "prospectus" as defined in the companies (winding up and miscellaneous provisions) ordinance of hong kong (cap. 32 of the laws of hong kong), as amended (the "co"); or (iii) in circumstances which do not constitute an offer or an invitation to the public for the purposes of the sfo or the co. The offer of the units is personal to the person to whom this factsheet has been delivered and a subscription for units will only be accepted from such person. No person to whom a copy of this factsheet is issued may copy, issue or distribute this factsheet in hong kong, or make or give a copy of this factsheet to any other person.

**For investors in Spain:** In Spain, the funds are registered with number 1691 with the Spanish Securities Market Commission (CNMV).

**For investors in Brazil:** The shares in the fund may not be offered or sold to the public in Brazil. Accordingly, the shares in the fund have not been nor will be registered with the Brazilian Securities Commission - CVM nor have they been submitted to the foregoing agency for approval. Documents relating to the shares in the fund, as well as the information contained therein, may not be supplied to the public in Brazil, as the offering of shares in the fund is not a public offering of securities in Brazil, nor used in connection with any offer for subscription or sale of securities to the public in Brazil.

**On MSCI ESG Research:** Although Joh. Berenberg, Gossler & Co. KG's information providers, including without limitation, MSCI ESG Research LLC and its affiliates (the "ESG Parties"), obtain information (the "Information") from sources they consider reliable, none of the ESG Parties warrants or guarantees the originality, accuracy and/or completeness, of any data herein and expressly disclaim all express or implied warranties, including those of merchantability and fitness for a particular purpose. The Information may only be used for your internal use, may not be reproduced or redisseminated in any form and may not be used as a basis for, or a component of, any financial instruments or products or indices. Further, none of the Information can in and of itself be used to determine which securities to buy or sell or when to buy or sell them. None of the ESG Parties shall have any liability for any errors or omissions in connection with any data herein, or any liability for any direct, indirect, special, punitive, consequential or any other damages (including lost profits) even if notified of the possibility of such damages.

© 2025 Morningstar. All Rights Reserved. The information contained herein: (1) is proprietary to Morningstar; (2) may not be copied or distributed; and (3) is not warranted to be accurate, complete or timely. Neither Morningstar nor its content providers are responsible for any damages or losses arising from any use of this information. Past performance is no guarantee of future results.

**BVI method:** The charts and tables regarding performance shown here are based on own calculations according to the method developed by the German Investment Funds Association (BVI). They illustrate past performance. Future performance can deviate both positively and negatively from these calculations. Gross performance (BVI method) takes into account all charges at fund level (e.g. management fee), net performance plus the issue surcharge. Additional charges can arise for individual investors (e.g. custody account fees, commissions and other fees). Model calculation (net): An investor wants to purchase fund units for EUR 1,000 Euro. Considering a max 5.00. issue surcharge of 5.00 he has to pay EUR 50.00 Euro for the purchase. Also, fees may be charged for the administration of the safe custody account, which will lower the performance. Past performance is not a reliable indicator of future performance.

## Berenberg

Joh. Berenberg, Gossler & Co. KG  
 Neuer Jungfernstieg 20  
 20354 Hamburg  
 Deutschland

phone: +49 69 91 30 90-472  
[selin.ceylan@berenberg.de](mailto:selin.ceylan@berenberg.de)  
[www.berenberg.de](http://www.berenberg.de)