



BERENBERG

Data as of 30. April 2026

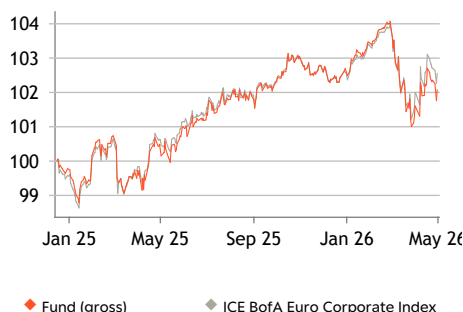
Berenberg Euro IG Credit M D

Actively managed fixed income fund

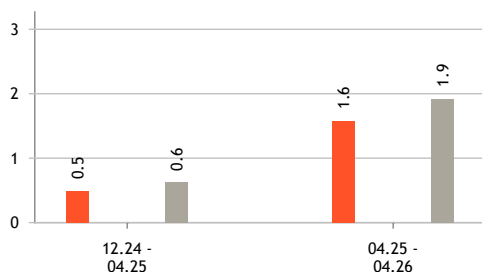
Investment Strategy

The investment objective of the fund is to achieve an appropriate and steady performance. In order to achieve this objective, at least 70% of the fund is invested in euro-denominated corporate bonds with an investment grade rating. Bonds are selected on the basis of fundamental aspects, risk/return factors and sustainability criteria. The strategy pursues an active management approach in conjunction with continuous risk management. Derivatives can also be used to manage interest rate, credit and currency risks.

Indexed Performance since inception (gross, in %)



12 months Performance (in %)



Accumulated Performance (gross, in %)

since inception	(16.12.2024 - 30.04.2026)	2.08
since inception p.a.		1.51
YTD	(01.01.2026 - 30.04.2026)	-0.61
1 Month	(31.03.2026 - 30.04.2026)	0.77
1 Year	(30.04.2025 - 30.04.2026)	1.58

Risk Figures since inception

Max. Drawdown since inception	-2.95 %
Max. Drawdown Period (Days)	62
Volatility 1 Year	2.66 %
Information Ratio 1 Year	-
Tracking Error 1 Year	0.98 %

The charts and tables on historical performance shown are based on our own calculations in accordance with the BVI method developed by German Investment Fund Association (for explanation see "Important notes"). **Information on past performance is not a reliable indicator of future performance.**

Sources: Berenberg, Capital Management Company

Fund management comment

The U.S.-Iran conflict continued to dominate the markets. Several rounds of negotiations on a ceasefire in the Middle East conflict ended without result, while the Strait of Hormuz remained closed to shipping. As a result, energy prices continued to rise, increasing inflationary pressure. The ECB raised its inflation expectation to 4% for the coming twelve months but left its key interest rate unchanged for the time being. Accordingly, euro interest rates rose across the entire yield curve. The yield on ten-year German government bonds stood at 3,04%, about 4 basis points higher than at the start of the month. Corporate bonds, on the other hand, remained robust, and risk premiums declined significantly, by 15 bps in the euro investment-grade segment and by 57 bps in the high-yield segment. The European primary market was also characterized by brisk issuance activity.

Fund data

Security Codes

ISIN LU2907078971

WKN A40Q89

Inception date

16.12.2024

Fund manager

Felix Stern

NAV per Share (30.04.2026)

EUR 99.16

Fund size

EUR 13.52 million

Share class volume

EUR 3.00 million

Currency Fund / Share Class

EUR / EUR

Appropriation of income

payout

Last Distribution

EUR 2.97/20.02.2026

End of financial year

31 December

Management Company

Universal-Investment-Luxembourg S.A.

Custodian

BNP Paribas Luxembourg Branch

Asset Manager

Joh. Berenberg, Gossler & Co. KG

Registration and Distribution

DE, LU

Cut-off/Settlement

daily/T+2

Cut-off time

12:00 p.m.

Overall Morningstar Rating™

not rated

Sustainability

SFDR Classification

Article 8

Minimum share sustainable investments

20%

ESG Elements*

- ✓ Exclusion Criteria
- ✓ Controversies Screen
- Active Ownership
- Impact focused

*Valid for individual security investments


Signatory of:



FUND FACTSHEET | Berenberg Euro IG Credit M D

Allocation of the portfolio

(in % of fund assets)



Top 5 positions

(in % of fund assets)

TÉLÉPERFORMANCE SE EMTN REG.S.	1.57
P3 GROUP S.A.R.L. EO-MEDIUM-TE	1.53
CBRE GLOBAL INVESTORS 10Y EUR	1.53
CADENT FINANCE PLC EO-MED.-TER	1.52
LANDSBANKINN HF. EO-MEDIUM-TER	1.52

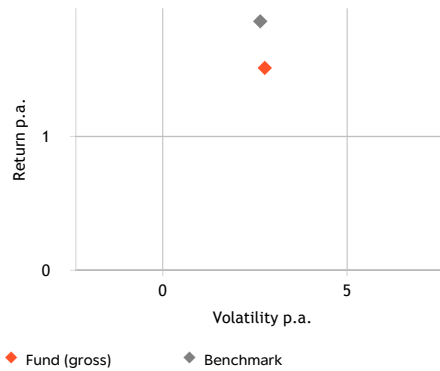
Currency allocation

(in % of fund assets)



Risk-return profile

(in %, since Inception)



Bonds

Top 10 Country allocation

(in % of the bond assets)

Germany	16.27
USA	13.04
France	9.57
Netherlands	6.68
United Kingdom	5.76
Luxembourg	5.25
Austria	5.15
Czech Republic	4.35
Belgium	3.74
Denmark	3.69

Sector allocation

(in % of the bond assets)

Corporates	59.52
Financials	38.24

Maturity structure

(in % of the bond assets)

1 - 3 years	15.35
3 - 5 years	31.08
5 - 7 years	33.46
7 - 10 years	17.54
> 15 years	2.57

Rating allocation

(in % of the bond assets)



Sources: Berenberg, Capital Management Company
As of: 30.04.2026

Additional fund information

Issue Surcharge

none

Flat-rate fee

0.45 % p.a.

Total Expense Ratio (TER)

0.66 %

Performance fee

none

Minimum investment

EUR 500,000

Key figures

Ø Coupon of the bonds

3.93

Ø Yield on bonds

4.02

Ø Rating of bonds

BBB+

Duration in years

4.56

Modified Duration

4.37

Number of bonds

91

Opportunities:

- Positive price performance and current income through the collection of coupons
- Stabilization of assets in negative capital market phases through professional risk management and intelligent diversification
- Improvement of the risk/return profile through active management

Risks

- Fluctuations in value due to interest rate risks and exchange rate fluctuations
- Price losses in individual market years are possible
- Limited participation in the positive performance of individual bond segments due to broad diversification and diversification and due to negative selection effects when selecting individual securities and funds
- The mutual fund can also invest in high-yield bonds with a lower credit rating.

Further details on the opportunities and risks of this fund can be found in the sales prospectus.

Important notes: This information is a marketing communication. This information and references to issuers, financial instruments or financial products do not constitute an investment strategy recommendation pursuant to Article 3 (1) No. 34 Regulation (EU) No 596/2014 on market abuse (market abuse regulation) nor an investment recommendations pursuant to Article 3 (1) No. 35 Regulation (EU) No 596/2014, both provisions in connection with section 85 (1) of the German Securities Trading Act (WpHG). As a marketing communication this document does not meet all legal requirements to warrant the objectivity of investment recommendations and investment strategy recommendations and is not subject to the ban on trading prior to the publication of investment recommendations and investment strategy recommendations. This document is intended to give you an opportunity to form your own view of an investment. However, it does not replace a legal, tax or individual financial advice. Your investment objectives and your personal and financial circumstances were not taken into account. We therefore expressly point out that this information does not constitute individual investment advice. Any products or securities described may not be available for purchase in all countries or only in certain investor categories. This information may only be distributed within the framework of applicable law and in particular not to citizens of the USA or persons resident in the USA. The statements made herein have not been audited by any external party, particularly not by an independent auditing firm. Any future returns on fund investments may be subject to taxation, which depends on the personal situation of the investor and may change in the future. Returns on investments in foreign currencies may increase or decrease due to currency fluctuations. The purchase, holding, conversion or sale of a financial instrument, as well as the use or termination of an investment service, may give rise to costs that affect the expected income. In the case of investment funds, you should always make an investment decision on the basis of the sales documents (key information document, presentation of past performance, sales prospectus, current annual, if applicable, semi-annual report), which contain detailed information on the opportunities and risks of the relevant fund. An investment decision should be based on all characteristics of the fund and not just on the sustainability-related aspects. Sustainability related disclosures can be found at www.berenberg.de/en/esg-investments. In the case of securities for which a securities prospectus is available, investment decisions should always be made on the basis of the securities prospectus, which contains detailed information on the opportunities and risks of this financial instrument, otherwise at least on the basis of the product information document. A fund investment involves the purchase of shares in an investment fund, but not a specific underlying asset (e.g. shares in a company) held by that fund. The fund is subject to increased volatility as a result of its composition/the techniques used by Fund management; therefore, unit prices may increase or decrease significantly within short periods of time. All the aforementioned documents can be obtained from Joh. Berenberg, Gossler & Co. KG (Berenberg), Überseering 28, 22297 Hamburg, Germany, free of charge. The fund sales documents and the product information sheets for other securities are available via a download portal at the Internet address productdocumentsuite.berenberg.de/en. The sales documents of the funds can also be requested from the respective investment management company. We will be pleased to provide you with the specific address details upon request. A summary of your investor rights in English can be found at Investor-rights (<https://www.universal-investment.com/en/Corporate/Compliance/investor-rights/>), (<https://www.universal-investment.com/en/Corporate/Compliance/investor-rights-U11/>). In addition, we would like to point out that Universal-Investment may, in the case of funds for which it has made arrangements as management company for the distribution of fund units in other EU member states, decide to cancel these arrangements in accordance with Article 93a of Directive 2009/65/EC and Article 32a of Directive 2011/61/EU, i.e. in particular by making a blanket offer to repurchase or redeem all corresponding units held by investors in the relevant member state. The statements contained in this document are based either on own company sources or on publicly accessible third-party sources, and reflect the status of information as of the date of preparation of the presentation stated below. Subsequent changes cannot be taken into account in this document. The information given can become incorrect due to the passage of time and/or as a result of legal, political, economic or other changes. We do not assume responsibility to indicate such changes and/or to publish an updated document. Please refer to the online glossary at <https://www.berenberg.de/en/glossary/> for definitions of the technical terms used in this document.

For investors in Brazil: The shares in the fund may not be offered or sold to the public in Brazil. Accordingly, the shares in the fund have not been nor will be registered with the Brazilian Securities Commission - CVM nor have they been submitted to the foregoing agency for approval. Documents relating to the shares in the fund, as well as the information contained therein, may not be supplied to the public in Brazil, as the offering of shares in the fund is not a public offering of securities in Brazil, nor used in connection with any offer for subscription or sale of securities to the public in Brazil.

Sector Allocation by GICS Sector distribution by GICS: The Global Industry Classification Standard ("GICS") was developed by and is the exclusive property and a service mark of MSCI Inc. ("MSCI") and Standard & Poor's, a division of the McGraw-Hill Companies, Inc. ("S&P") and is licensed for use by Joh. Berenberg, Gossler & Co. KG. Neither MSCI, S&P nor any third party involved in making or compiling the GICS or any GICS classifications makes any express or implied warranties or representations with respect to such standard or classification (or the results to be obtained by the use thereof), and all such parties hereby expressly disclaim all warranties of originality, accuracy, completeness, merchantability and fitness for a particular purpose with respect to any of such standard or classification. Without limiting any of the foregoing, in no event shall MSCI, S&P, any of their affiliates or any third party involved in making or compiling the GICS or any GICS classifications have any liability for any direct, indirect, special, punitive, consequential or any other damages (including lost profits) even if notified of the possibility of such damages.

BVI method: The charts and tables regarding performance shown here are based on own calculations according to the method developed by the German Investment Funds Association (BVI). They illustrate past performance. Future performance can deviate both positively and negatively from these calculations. Gross performance (BVI method) takes into account all charges at fund level (e.g. management fee), net performance plus the issue surcharge. As no issue surcharge is incurred for this share class the gross performance corresponds to the net performance. Additional charges can arise for individual investors (e.g. custody account fees, commissions and other fees). Also, fees may be charged for the administration of the safe custody account, which will lower the performance. Past performance is not a reliable indicator of future performance.

SFDR: SFDR is short for "Sustainable Finance Disclosure Regulation". Under the SFDR, financial products must disclose information on how sustainability is taken into account, with the disclosure requirements varying depending on the type of consideration (Article 6, Article 8 or Article 9 SFDR).

Berenberg

Joh. Berenberg, Gossler & Co. KG
Überseering 28
22297 Hamburg
Deutschland

phone: +49 40 350 60-222
yannick.lahmann@berenberg.de
www.berenberg.de